日日红电缆
RIRIHONG CABLE

美标(UL)工业缆
AMERICAN STANDARD(UL) INDUSTRIAL CABLES

福建日日红电线电缆有限公司
地址：福建省福州市连江县丹阳镇日日红电缆产业园
电话：400-0606-036
Email: rrhc@foxmail.com

FUJIAN RIRIHONG WIRE AND CABLE CO.,LTD
Add: Danyang Town Rihong Cable Industry Park,
Lianjiang County, Fuzhou City, Fujian China
Tele: 400-0606-036
Email: rrhc@foxmail.com

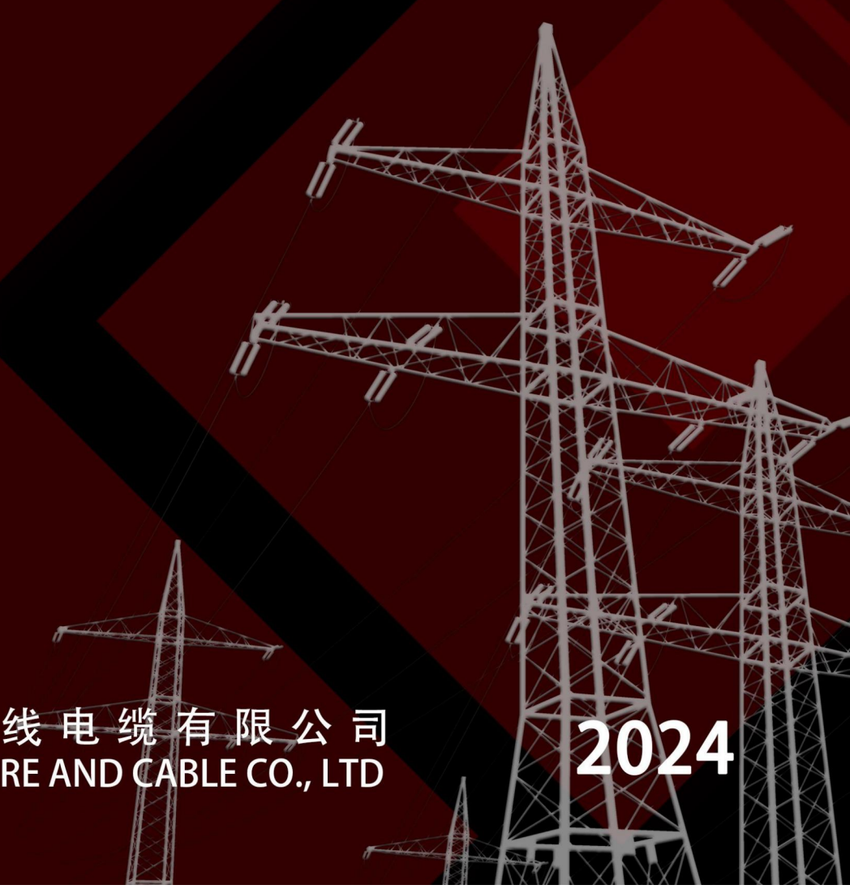

福 建 日 日 红 电 线 电 缆 有 限 公 司
FUJIAN RIRIHONG WIRE AND CABLE CO., LTD

2024

电线电缆大型现代化企业

福建日日红电线电缆有限公司

Large-scale modern enterprises of wires and cables

FUJIAN RIRIHONG WIRE AAD CABLE CO.,LTD





6~35kV中压力缆生产资质及悬链式三层共挤生产线
6~35kV medium pressure cable production qualification and hanging chain three-layer co extrusion production line





公司生产基地
Company production base



高新技术企业证书
Large-scale modern enterprises of wires and cables



全国工业产品生产许可证
National Industrial Product Production License



福建日日红电线电缆有限公司是一家专业生产电线电缆的大型现代化企业，是我国从事电线电缆研究、开发、生产最为优质的企业之一，公司位于中国福建省省会、美丽的有福之州，福州市连江县经济开发区日日红电缆产业园，拥有35000㎡的生产基地，是福建省福州市唯一拥有的6~35kV中压力缆生产资质及悬链式三层共挤生产线的中大型电线电缆高新技术企业。公司致力于35KV及以下电力电缆、光伏电缆、充电桩电缆、新能源汽车电线、高端家装电线等产品的研发、设计、制造、营销，广泛应用于电力、交通、城市建设、家装和新能源配套等领域。公司先后通过全国工业生产许可证、ISO 9001质量管理体系认证、ISO 14001环境管理体系认证、中国强制性产品CCC认证、ISO 45001职业健康安全管理体系认证、国家电网配网物资合格供应商、南方电网配网物资合格供应商、欧盟强制性产品（CE）认证、欧盟RoHS环保认证等认证及证书。并先后获得了国家高新技术企业、福建省专精特新企业、福建省高新技术企业、福建省科技小巨人领军企业、福建省科技型企业、福建省创新型企业、质量、服务、福州市守合同重信用企业、福州市工业和信息化局优秀奖、信用等级AAA等级证书、资信等级AAA等级证书等荣誉证书，拥有40余

Fujian Ririhong Wire & Cable Co., Ltd. is a large-scale modern enterprise specializing in the production of wires and cables, is one of the most high-quality enterprises engaged in wire and cable research, development and production in China, the company is based in China・, the capital of Fujian, the beautiful blessed state - Fuzhou, the company is located in Fuzhou City, Fujian Province, Lianjiang County Economic Development Zone, Ririhong Cable Industrial Park, with a production base of 35,000 square meters, is the only 6 ~ 35KV in Fuzhou City, Fujian ProvinceIt is a high-tech enterprise of medium and large wire and cable with 35kV medium pressure cable production qualification and catenary three-layer co-extrusion production line.The company is committed to the research and development, design, manufacturing and marketing of power cables, photovoltaic cables, charging pile cables, new energy vehicle wires, high-end home improvement wires and other products of 35KV and below, which are widely used in electric power, transportation, urban construction, home decoration and new energy supporting fields.



矿物质防火电缆氩弧焊扎纹护套生产线
Mineral fire-resistant cable argon arc welding tied sheath production line



矿物质防火电缆六头云母绕包机
Mineral fireproof cable six head mica winding machine



微电脑护套高速挤出机
Microcomputer sheath high-speed extruder



大型盘绞式成缆机
Large disc twisting cable forming machine

件的专利证书，连续4年荣登《福州市名优产品目录》及列入《福州市“双百双千”增产增效行动重点企业清单》。日日红电缆至成立以来已为平潭海峡公铁两用大桥项目、平潭口岸科技中心项目、福建省立医院金山院区项目、晋安区中医院、南安市委党校、福州市两江四岸核心段品质提升改造工程、宝钢德盛220KV总降变5号主变扩建工程、金山橘园洲工业区项目、福州市城投科技产业园项目、长乐滨海综合医院项目、首开香颂花园、连江中庚香悦公馆、宁德古田县医院迁建工程PPP项目高低压配电工程项目、宁德国道G104线蕉城区八都岙村至苗圃段改扩建工程、冯宅中学、开元实验小学、宁德高级中学等项目提供了优质的电线电缆；

The company has successively passed the national industrial production license, ISO 9001 quality management system certification, ISO 14001 environmental management system certification, China compulsory product CCC certification, ISO 45001 occupational health and safety management system certification, State Grid distribution network materials qualified supplier, China Southern Power Grid distribution network materials qualified supplier,

EU compulsory product (CE) certification, EU RoHS environmental protection certification and other certifications and certificates. And has successively won the national high-tech enterprise, Fujian Province specialized and special new enterprises, Fujian Province high-tech enterprises, Fujian Province science and technology little giant leading enterprises, Fujian Province science and technology enterprises, Fujian Province innovative enterprises, quality, service, Fuzhou City Contract-abiding and trustworthy enterprises, Fuzhou City Bureau of Industry and Information Technology Excellence Award, credit rating AAA level certificate, credit rating AAA level certificate and other honorary certificates, with more than 40 patent certificates, for 4 consecutive years on the "Fuzhou Famous Products Catalog" and included in the "Fuzhou City" "Double Hundred and Double Thousand" List of Key Enterprises for Production and Efficiency Enhancement Actions.Since its establishment, Ririhong Cable has been involved in the Pingtan Strait Public Railway Dual purpose Bridge Project, Pingtan Port Science and Technology Center Project, Fujian Provincial Hospital Jinshan Campus Project, Jin'an District Traditional Chinese Medicine Hospital, Nan'an Municipal Party School,



全自动摇盘包装一体机
Automatic rocking tray packaging machine



直径80mm 35mm高速押出生产线
High speed extrusion line with a diameter of 80mm and 35mm



高速RVS双盘全自动绞线生产线
High speed RVS double disc fully automatic stranded wire production line



630型61盘框绞机
630 type 61 disc frame strand

完成了项目稳定供电任务。并与福州市工业园区开发集团有限公司、福建建工集团有限责任公司、均和集团、左海集团、福州城市建设投资集团有限公司等签订了战略合作协议。日日红电缆完成项目遍布学校、医院、市政、房建等领域，在各个领域间树立了一座座丰碑。

Fuzhou Two Rivers and Four Banks Core Section Quality Improvement and Renovation Project, Baogang Desheng 220KV Main Transformer No. 5 Expansion Project, Jinshan Juyuanzhou Industrial Zone Project, Fuzhou Urban Investment Science and Technology Industrial Park Project, Changle coastal city Comprehensive Hospital Project, Shoukai Xiangsong Garden Project, Lianjiang Zhonggeng Xiangyue Mansion, Ningde Gutian County Hospital Relocation Project PPP Project High and Low Voltage Distribution Project, Ningde National Highway G104 Jiaocheng District Badu'ao Village to Nursery Section Expansion Project.

Fengzhai Middle School, Kaiyuan Experimental Primary School, Ningde Senior High School and other projects provided high-quality wires and cables, completing the stable power supply task of the projects. And signed strategic cooperation agreements with Fuzhou Industrial Park Development Group Co., Ltd., Fujian Construction Engineering Group Co., Ltd., Junhe Group, Zuohai Group,Fuzhou Urban Construction Investment Group Co., Ltd etc. The Ririhong Cable project has been completed in various fields such as schools, hospitals, municipal administration, and housing construction, setting up monuments in different areas.

国家强制性产品认证（CCC）
National Compulsory Certification (CCC)



中国国家强制性产品认证证书

证书编号：2018010105043432

发证日期：2022 年 10 月 08 日
有效期至：2027 年 10 月 07 日

认证委托人名称及注册地址：福建日日红电线电缆有限公司 福建省福州市连江县丹阳镇花园村下溪路 64 号

产品生产者名称及注册地址：福建日日红电线电缆有限公司 福建省福州市连江县丹阳镇花园村下溪路 64 号

生产企业名称及生产地址：福建日日红电线电缆有限公司 福建省福州市连江县丹阳镇花园村下溪路 64 号

产品名称和系列、规格、型号：聚氯乙烯绝缘软电缆电线 60227 IEC 52(RVV) 300/300V 0.5-0.75(2-3 芯);60227 IEC 53(RVV) 300/500V 0.75-2.5(2-5 芯); RVS 300/300V 0.5-2.5;

产品标准和技术要求：GB/T 5023.5-2008/IEC60227-5:2003;JB/T8734.3-2016

上述产品符合 CNCA-C01-01:2014 认证规则的要求，特发此证。
证书有效期内本证书的有效性依据发证机构的定期监督获得保持。
本证书为复式证书，证书首次颁发日期：2018 年 01 月 24 日
经中国合格评定国家认可委员会认可 CNAS C001-P

可通过扫描下方二维码或登录国家认监委网站（www.cnca.gov.cn）查验证书信息

签发：谢肇煦

中国质量认证中心

http://www.cqc.com.cn　中国・北京・南四环西路188号9区 100070　电话：+86 10 83886666

Q 3082645



CERTIFICATE FOR CHINA COMPULSORY PRODUCT CERTIFICATION

CERTIFICATE NO.: 2018010105043432

Valid from: Oct.08.2022
Valid until: Oct.07.2027

NAME AND REGISTERED ADDRESS OF THE APPLICANT: Fujian Rirhong wire and cable co., LTD No.64, xiaxi road, huayuan village, danyang town, lianjiang county, fuzhou city, fujian province

NAME AND REGISTERED ADDRESS OF THE MANUFACTURER: Fujian Rirhong wire and cable co., LTD No.64, xiaxi road, huayuan village, danyang town, lianjiang county, fuzhou city, fujian province

NAME AND LOCATION OF THE FACTORY: Fujian Rirhong wire and cable co., LTD No.64, xiaxi road, huayuan village, danyang town, lianjiang county, fuzhou city, fujian province

PRODUCT MODEL(S): PVC insulated flexible cables and wires 60227 IEC 52(RVV) 300/300V 0.5-0.75(2-3 芯);60227 IEC 53(RVV) 300/500V 0.75-2.5(2-5 芯); RVS 300/300V 0.5-2.5;

STANDARDS AND TECHNICAL REQUIREMENTS: GB/T 5023.5-2008/IEC60227-5:2003;JB/T8734.3-2016

This is to certify that the above mentioned product(s) complies with the requirements of implementation rules for compulsory certification(REFNO. CNCA-C01-01:2014)
The validity of the certificate is subject to positive result of the regular follow up inspection by issuing certification body until the expiry date.
Date of original issued: Jan.24.2018
Accredited by China National Accreditation Service for Conformity Assessment CNAS C001-P

The certificate information is available through the QR code below or CNCA's website: www.cnca.gov.cn

SIGNATURE: 谢肇煦

CHINA QUALITY CERTIFICATION CENTRE

http://www.cqc.com.cn　Section 9, No.188, Nanshuan Xilu, Beijing 100070 P.R.China　Tel: +86 10 83886666

Q 3082645

护套电线电缆线国家强制性产品认证证书
National Compulsory Product Certification
for Sheathed Wires and Cables



中国国家强制性产品认证证书

证书编号：2018010105043431

发证日期：2022 年 11 月 09 日
有效期至：2027 年 11 月 08 日

认证委托人名称及注册地址：福建日日红电线电缆有限公司 福建省福州市连江县丹阳镇花园村下溪路 64 号

产品生产者名称及注册地址：福建日日红电线电缆有限公司 福建省福州市连江县丹阳镇花园村下溪路 64 号

生产企业名称及生产地址：福建日日红电线电缆有限公司 福建省福州市连江县丹阳镇花园村下溪路 64 号

产品名称和系列、规格、型号：聚氯乙烯绝缘无护套电线电缆 60227 IEC 01(BV) 450/750V 1.5-70; 60227 IEC 02(RV) 450/750V 1.5-50;BVR 450/750V 2.5-50

产品标准和技术要求：GB/T 5023.3-2008/IEC60227-3:1997;JB/T8734.2-2016

上述产品符合 CNCA-C01-01:2014 认证规则的要求，特发此证。
证书有效期内本证书的有效性依据发证机构的定期监督获得保持。
本证书为复式证书，证书首次颁发日期：2018 年 01 月 24 日
经中国合格评定国家认可委员会认可 CNAS C001-P

可通过扫描下方二维码或登录国家认监委网站（www.cnca.gov.cn）查验证书信息

签发：谢肇煦

中国质量认证中心

http://www.cqc.com.cn　中国・北京・南四环西路188号9区 100070　电话：+86 10 83886666

Q 3117067



CERTIFICATE FOR CHINA COMPULSORY PRODUCT CERTIFICATION

CERTIFICATE NO.: 2018010105043431

Valid from: Nov.09.2022
Valid until: Nov.08.2027

NAME AND REGISTERED ADDRESS OF THE APPLICANT: Fujian Rirhong wire and cable co., LTD No.64, xiaxi road, huayuan village, danyang town, lianjiang county, fuzhou city, fujian province

NAME AND REGISTERED ADDRESS OF THE MANUFACTURER: Fujian Rirhong wire and cable co., LTD No.64, xiaxi road, huayuan village, danyang town, lianjiang county, fuzhou city, fujian province

NAME AND LOCATION OF THE FACTORY: Fujian Rirhong wire and cable co., LTD No.64, xiaxi road, huayuan village, danyang town, lianjiang county, fuzhou city, fujian province

PRODUCT MODEL(S): PVC insulated non-sheathed wires and cables 60227 IEC 01(BV) 450/750V 1.5-70; 60227 IEC 02(RV) 450/750V 1.5-50;BVR 450/750V 2.5-50

STANDARDS AND TECHNICAL REQUIREMENTS: GB/T 5023.3-2008/IEC60227-3:1997;JB/T8734.2-2016

This is to certify that the above mentioned product(s) complies with the requirements of implementation rules for compulsory certification(REFNO. CNCA-C01-01:2014)
The validity of the certificate is subject to positive result of the regular follow up inspection by issuing certification body until the expiry date.
Date of original issued: Jan.24.2018
Accredited by China National Accreditation Service for Conformity Assessment CNAS C001-P

The certificate information is available through the QR code below or CNCA's website: www.cnca.gov.cn

SIGNATURE: 谢肇煦

CHINA QUALITY CERTIFICATION CENTRE

http://www.cqc.com.cn　Section 9, No.188, Nanshuan Xilu, Beijing 100070 P.R.China　Tel: +86 10 83886666

Q 3117067

无护套电线电缆线国家强制性产品认证证书
National mandatory product certification
certificate for unsheathed wires and cables



CERTIFICATE

ATTESTATION
CERTIFICATE OF RoHS COMPLIANCE
DIRECTIVE 2011/65/EU

Technical File of the company mentioned below has been inspected and assessment has been completed successfully.

2011/65/EU RoHS Compliance of Directive have been taken as references for these processes

Company Name : Fujian Rirhong Wire and Cable Co., Ltd.
Company Address : No. 64 Xiaxi Road, Danyang Town Huayuan Cun, Lianjiang County, Fuzhou City, Fujian Province, China
Related Directives and Annex : Directive 2011/65/EU Restriction of the Use of Certain Hazardous Substances in Electrical and Electronic Equipment
Related Standards : EN IEC 62321-1:2013, EN IEC 62321-3-1:2013 EN IEC 62321-4:2013/A1:2017, EN IEC 62321-5:2013 EN IEC 62321-6:2015, EN IEC 62321-7-1:2015 EN IEC 62321-7-2:2017, EN IEC 62321-8:2017
Product Name : Wire and cable
Report No and Date : TCF-OY20220728-ROHS
Product Brand/Model/Type : RRHONG// BV, BLV, WDZA, BI-BVJ, WDZA, BIN-BVJ, RVV, WDZA, BI-RVJY, WDZA, BIN-RVJY, RVS, WDZA, BI-RVJS, WDZA, BIN-RVJS, RVVP, WDZA, BI-RVJP, WDZA, BIN-RVJP, WDZA, BI-RVJSP, WDZA, BIN-RVJSP, YHVV, WDZA, BI-RVJY, WDZA, BIN-RVJY, YHVP, WDZA, BI-RVJP, WDZA, BIN-RVJP, YHV, WDZA, BI-YJY, WDZA, BI-YJV22, YJV, YJV22, YJLV, YJLV22, YJLHV, YJLHV22, WDZA, BI-YJY, WDZA, BI-YJV23, WDZA, BIN-YJY, WDZA, BIN-YJV23, YJV-15KV, YJV22-15KV, YJV-35KV, YJV22-35KV, YJV23-35KV, YJLV-15KV, YJLV22-15KV, YJLV23-15KV, YJLV-35KV, YJLV22-35KV, YJLV23-35KV, YJLHV-15KV, YJLHV22-15KV, YJLHV23-15KV, YJLHV-35KV, YJLHV22-35KV, YJLHV23-35KV, A.C.S. KVS-1/2, SIA, BTC 4RTW, MG-AJ(R)Y, YTTW, BBTRC PV-1/V, PV-1/VUT, PV-1/F, BV(TH)H, BV(TH)C4H-H, BV(T)EB-H, BV(T)EC4EH, BV(T)TC4-H, BV(T)EQC4Q-H, BV(T)EQ-H, BV(T)EB4Q-H, BV(T)TZ2H, BV(T)ZC4ZH, 1RHV, BV-RVJ, BV-RGP, BV-RVJYP, BV-RGPZ
Certificate Number : M.2022.206.C76074
Initial Assessment Date : 01.08.2022
Registration Date : 02.08.2022
Reissue Date/No : - -
Expiry Date : 01.08.2027

The validity of the certificate can be checked through www.udemtd.com.tr. The CE Mark drawn on the right can only be used under the responsibility of the manufacturer with the completion of EC Declaration of Conformity and the relevant CE marking. This certificate remains the property of UDEM International Certification Auditing Training Centre Industry and Trade Inc. Co. to whom it must be returned upon request. The above named firm must keep a copy of this certificate for 10 years from the registration of certificate. This certificate only covers the product(s) stated above and UDEM must be noticed in case of any change(s) on the product.

Address: Mustakent Mahallesi 2073 Sokak (Eski 93 Sokak) No:10 Çankaya – Ankara – TURKEY
Phone: +90 (0312 440 03 90 Fax: +90 (0312 440 03 78
E-mail: info@udemltd.com.tr www.udemltd.com.tr

UDEM International Certification Auditing Training Centre Industry and Trade Inc.Co

欧盟CE证书
EU CE certificate



CERTIFICATE

ATTESTATION
CERTIFICATE OF LOW VOLTAGE DIRECTIVE

Technical file of the company mentioned below has been observed and audit has been completed successfully.

2014/35/EU Low Voltage Directive has been taken as reference for these processes

Company Name : Fujian Rirhong Wire and Cable Co., Ltd.
Company Address : No. 64 Xiaxi Road, Danyang Town, Huayuan Cun, Lianjiang County, Fuzhou City, Fujian Province, China
Related Directives and Annex : Low Voltage Directive 2014/35/EU
Related Standards : EN 50525-1:2011
Product Name : Wire and cable
Report No and Date : TCF-OY20220728-LVD
Product Brand/Model/Type : RRHONG// BV, BLV, WDZA, BI-BVJ, WDZA, BIN-BVJ, RVV, WDZA, BI-RVJY, WDZA, BIN-RVJY, RVS, WDZA, BI-RVJS, WDZA, BIN-RVJS, RVVP, WDZA, BI-RVJP, WDZA, BIN-RVJP, WDZA, BI-RVJSP, WDZA, BIN-RVJSP, YHVV, WDZA, BI-RVJY, WDZA, BIN-RVJY, YHVP, WDZA, BI-RVJP, WDZA, BIN-RVJP, YHV, WDZA, BI-YJY, WDZA, BI-YJV22, YJV, YJV22, YJLV, YJLV22, YJLHV, YJLHV22, WDZA, BI-YJY, WDZA, BI-YJV23, WDZA, BIN-YJY, WDZA, BIN-YJV23, YJV-15KV, YJV22-15KV, YJV-35KV, YJV22-35KV, YJV23-35KV, YJLV-15KV, YJLV22-15KV, YJLV23-15KV, YJLV-35KV, YJLV22-35KV, YJLV23-35KV, YJLHV-15KV, YJLHV22-15KV, YJLHV23-15KV, YJLHV-35KV, YJLHV22-35KV, YJLHV23-35KV, A.C.S. KVS-1/2, SIA, BTC 4RTW, MG-AJ(R)Y, YTTW, BBTRC PV-1/V, PV-1/VUT, PV-1/F, BV(TH)H, BV(TH)C4H-H, BV(T)EB-H, BV(T)EC4EH, BV(T)TC4-H, BV(T)EQC4Q-H, BV(T)EQ-H, BV(T)EB4Q-H, BV(T)TZ2H, BV(T)ZC4ZH, 1RHV, BV-RVJ, BV-RGP, BV-RVJYP, BV-RGPZ
Certificate Number : M.2022.206.C76075
Initial Assessment Date : 01.08.2022
Registration Date : 02.08.2022
Reissue Date/No : - -
Expiry Date : 01.08.2027

The validity of the certificate can be checked through www.udemtd.com.tr. The CE mark drawn on the right can only be used under the responsibility of the manufacturer with the completion of EC Declaration of Conformity for all the relevant Directives. This certificate remains the property of UDEM International Certification Auditing Training Centre Industry and Trade Inc. Co. to whom it must be returned upon request. The above named firm must keep a copy of this certificate for 10 years from the registration of certificate. This certificate only covers the product(s) stated above and UDEM must be noticed in case of any change on the product.

Address: Mustakent Mahallesi 2073 Sokak (Eski 93 Sokak)NO:10 Çankaya-Ankara-Türkiye
Phone: +90 (0312 440 03 90 Fax: +90 (0312 440 03 78
E-mail: info@udemltd.com.tr www.udem.com.tr

UDEM International Certification Auditing Training Centre Industry and Trade Inc. Co.

欧盟ROHS证书
EU ROHS certificate



NOA

质量管理体系认证证书

兹证明

福建日日红电线电缆有限公司

注册地址：福建省福州市连江县丹阳镇花园村下溪路 64 号

审核地址：福建省福州市连江县丹阳镇花园村下溪路 64 号

其质量管理体系已通过 NOA Certification 的评审，符合

GB/T 19001-2016 idt ISO9001:2015 标准

认证范围

资质范围内电线电缆的生产和销售

认证证书编号：NOA2206548
统一社会信用代码：91350122MA32THBF1D
首次批准日期：2022 年 06 月 08 日

监督审核通过标签：第一次监审 年月日　第二次监审 年月日　第三次监审 年月日

认证经理

证书颁发日期：2022.06.08　　注册截止日期：2025.06.07

本证书由颁发机构依认证集团有限公司管理，获证组织应按照相关认证合同规则进行监督审核，并加盖监督审核通过标签。出现违反证书有效性与认证合规性要求或误导性宣传证书时，颁发机构有权收回该证书，也可登陆CNCA网站(www.cnca.gov.cn)查询。

挪亚检测认证集团有限公司

地址：中国（上海）自由贸易试验区临港新片区环湖西路2777弄26号　邮箱地址：noa@noagroup.com

NOA NOA NOA NOA



NOA

QUALITY MANAGEMENT SYSTEM CERTIFICATE

This is to Certify that the QUALITY MANAGEMENT SYSTEM of

Fujian Rirhong Wire & Cable Co. , Ltd.

Registered Address: No. 64, Xixi Road, Huayuan Cun, Danyang County, Lianjiang County, Fuzhou City, Fujian Province

Audit Address: No. 64, Xixi Road, Huayuan Cun, Danyang County, Lianjiang County, Fuzhou City, Fujian Province

has been assessed by NOA Certification and found to comply with

GB/T 19001-2016 idt ISO9001:2015

for the scope of

Production and sales of wire and cable within the scope of qualification

Certificate Number: NOA2206548
Unified Social Credit Code: 91350122MA32THBF1D
Initial Certification Date: 08 Jun. 2022

Surveillance Audit Pass Label: Surveillance 1 Audit Pass Label　Surveillance 2 Audit Pass Label　Surveillance 3 Audit Pass Label

Certification Manager

Please scan the QR code above by WeChat to check certificate validity.

Certificate Issue Date: 08 Jun. 2022　　Certificate Expiry Date: 07 Jun. 2025

This certificate is issued by NOA Testing & Certification Group Ltd. The certificate holder shall perform the supervision and audit in accordance with the certification and accreditation rules, and the certification contract, and affix a surveillance audit pass label to maintain the validity of certificate. To verify the validity of certificate, please visit www.noagroup.com or scan above by WeChat, or visit the CNCA website (www.cnca.gov.cn).

NOA Testing & Certification Group Ltd.

Add.: Building 26,Lane 2777,East Jinwu Road,Free Trade Zone,Shanghai,China　Email:noa-@noagroup.com

ISO9001质量管理体系认证证书

ISO9001 quality management system certification


NOA

环境管理体系认证证书

兹证明

福建日日红电线电缆有限公司

注册地址: 福建省福州市连江县丹阳镇花园村下溪路 64 号

审核地址:福建省福州市连江县丹阳镇花园村下溪路 64 号

其环境管理体系已通过 NOA Certification 的评审，符合

GB/T 24001-2016 idt ISO14001:2015 标准

认证范围

资质范围内电线电缆的生产和销售

认 证 证 书 编 号： NOA2214010
统一社会信用代码： 91350122MA32THBF1D
首 次 注 册 日 期： 2022 年 11 月 21 日

监督审核通过标签： 第一次监审贴标处 第二次监审贴标处 第三次监审贴标处

认证经理

ISO 14001 MANAGEMENT CERTIFICATION
IAF MEMBER OF MULTILATERAL RECOGNITION ARRANGEMENT
CNAS 中国认可 国际互认 管理体系 MANAGEMENT SYSTEM CNAS C051-M

微信扫描上方二维码，验证证书有效性。

证书签发日期：2022.11.21 注册截止日期：2025.11.20

本证书由挪亚检测认证集团有限公司提供,获证组织应按照认证认可规则和认证合同规定执行监督审核,并加贴监督审核通过标签,以保持证书有效性。认证证书是否有效应登录本机构网站(www.noagroup.com)查询或微信扫描上方二维码,亦可登陆CNCA网站(www.cnca.gov.cn)查询。

挪亚检测认证集团有限公司

地址:中国(上海) 自由贸易试验区锦绣东路2777弄26号 邮箱地址:noa @noagroup.com

ISO14001环境管理体系认证证书

ISO14001 environmental management system certification


NOA

ENVIRONMENTAL MANAGEMENT SYSTEM CERTIFICATE

This is to Certify that the ENVIRONMENTAL MANAGEMENT SYSTEM of

Fujian Ririhong Wire & Cable Co. , Ltd.

Registered Address: No. 64, Xixi Road, Huayuan Cun, Danyang Town, Lianjiang County, Fuzhou City, Fujian Province

Audit Address: No. 64, Xixi Road, Huayuan Cun, Danyang Town, Lianjiang County, Fuzhou City, Fujian Province

has been assessed by NOA Certification and found to comply with

GB/T 24001-2016 idt ISO14001:2015

for the scope of

Production and sales of wire and cable within the scope of qualification

Certificate Number: NOA2214010
Unified Social Credit Code: 91350122MA32THBF1D
Initial Certification Date: 21 Nov. 2022

Surveillance Audit Pass Label: Surveillance 1 Audit Pass Label Surveillance 2 Audit Pass Label Surveillance 3 Audit Pass Label

Certification Manager

ISO 14001 MANAGEMENT CERTIFICATION
IAF MEMBER OF MULTILATERAL RECOGNITION ARRANGEMENT
CNAS 中国认可 国际互认 管理体系 MANAGEMENT SYSTEM CNAS C051-M

Please scan the QR code above by WeChat to check certificate validity.

Certificate Issue Date: 21 Nov. 2022 Certificate Expiry Date: 20 Nov. 2025

This certificate is issued by NOA Testing & Certification Group Ltd. The certificate holder shall perform the supervision and audit in accordance with the certification and accreditation rules and the certification contract, and affix a surveillance audit pass label to maintain the validity of certificate. To verify the validity of certificate, please visit our website (www.noagroup.com) or scan the QR code above by WeChat, or visit the CNCA website (www.cnca.gov.cn)

NOA Testing & Certification Group Ltd.

Add.: Building 26,Lane 2777,East Jinxiu Road,Free Trade Zone,Shanghai,China Email:noa @noagroup.com

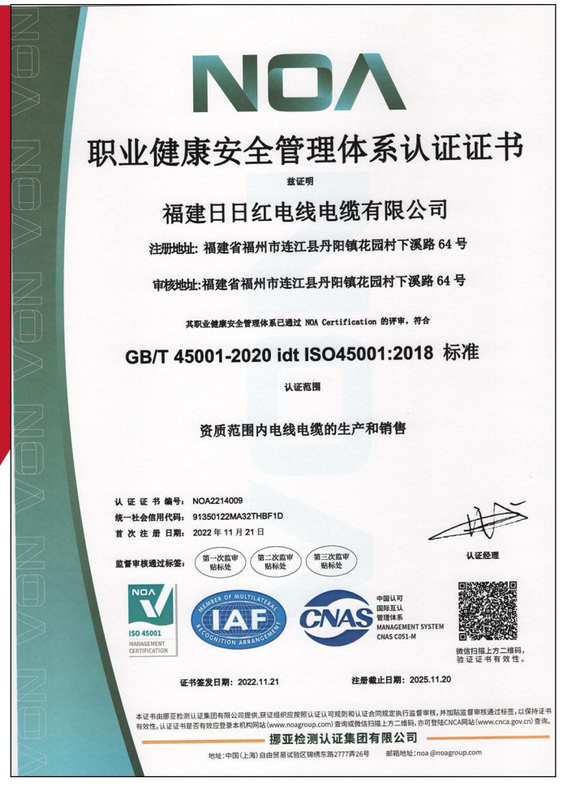
NOA

职业健康安全管理体系认证证书

兹证明

福建日日红电线电缆有限公司

注册地址: 福建省福州市连江县丹阳镇花园村下溪路 64 号

审核地址:福建省福州市连江县丹阳镇花园村下溪路 64 号

其职业健康安全管理体系已通过 NOA Certification 的评审，符合

GB/T 45001-2020 idt ISO45001:2018 标准

认证范围

资质范围内电线电缆的生产和销售

认 证 证 书 编 号： NOA2214009
统一社会信用代码： 91350122MA32THBF1D
首 次 注 册 日 期： 2022 年 11 月 21 日

监督审核通过标签： 第一次监审贴标处 第二次监审贴标处 第三次监审贴标处

认证经理

ISO 45001 MANAGEMENT CERTIFICATION
IAF MEMBER OF MULTILATERAL RECOGNITION ARRANGEMENT
CNAS 中国认可 国际互认 管理体系 MANAGEMENT SYSTEM CNAS C051-M

微信扫描上方二维码，验证证书有效性。

证书签发日期：2022.11.21 注册截止日期：2025.11.20

本证书由挪亚检测认证集团有限公司提供,获证组织应按照认证认可规则和认证合同规定执行监督审核,并加贴监督审核通过标签,以保持证书有效性。认证证书是否有效应登录本机构网站(www.noagroup.com)查询或微信扫描上方二维码,亦可登陆CNCA网站(www.cnca.gov.cn)查询。

挪亚检测认证集团有限公司

地址:中国(上海) 自由贸易试验区锦绣东路2777弄26号 邮箱地址:noa @noagroup.com

IS945001职业健康管理体系认证证书

IS945001 Occupational Health Management System Certification


NOA

OCCUPATIONAL HEALTH & SAFETY MANAGEMENT SYSTEM CERTIFICATE

This is to Certify that the OCCUPATIONAL HEALTH & SAFETY MANAGEMENT SYSTEM of

Fujian Ririhong Wire & Cable Co. , Ltd.

Registered Address: No. 64, Xixi Road, Huayuan Cun, Danyang Town, Lianjiang County, Fuzhou City, Fujian Province

Audit Address: No. 64, Xixi Road, Huayuan Cun, Danyang Town, Lianjiang County, Fuzhou City, Fujian Province

has been assessed by NOA Certification and found to comply with

GB/T 45001-2020 idt ISO45001:2018

for the scope of

Production and sales of wire and cable within the scope of qualification

Certificate Number: NOA2214009
Unified Social Credit Code: 91350122MA32THBF1D
Initial Certification Date: 21 Nov. 2022

Surveillance Audit Pass Label: Surveillance 1 Audit Pass Label Surveillance 2 Audit Pass Label Surveillance 3 Audit Pass Label

Certification Manager

ISO 45001 MANAGEMENT CERTIFICATION
IAF MEMBER OF MULTILATERAL RECOGNITION ARRANGEMENT
CNAS 中国认可 国际互认 管理体系 MANAGEMENT SYSTEM CNAS C051-M

Please scan the QR code above by WeChat to check certificate validity.

Certificate Issue Date: 21 Nov. 2022 Certificate Expiry Date: 20 Nov. 2025

This certificate is issued by NOA Testing & Certification Group Ltd. The certificate holder shall perform the supervision and audit in accordance with the certification and accreditation rules and the certification contract, and affix a surveillance audit pass label to maintain the validity of certificate. To verify the validity of certificate, please visit our website (www.noagroup.com) or scan the QR code above by WeChat, or visit the CNCA website (www.cnca.gov.cn)

NOA Testing & Certification Group Ltd.

Add.: Building 26,Lane 2777,East Jinxiu Road,Free Trade Zone,Shanghai,China Email:noa @noagroup.com

部分工程项目名称
some project names



巴西甘蔗加工厂
Brazilian sugarcane processing plant



Toa Fred 大桥
Toa Fred bridge



Alila 度假酒店
Alila Resort Hotel



科尔巴图书馆
Kolba Library



柬埔寨Phum Bait度假村
Phum Bait Resort, Cambodia



OCJ LTD办公产业园
OCJ LTD Office Industrial Park



绿岛光伏电站
Green Island Photovoltaic Power Station



极光科技变电站
Aurora Tech transformer substation

目录
catalogue

日日红电缆
RIRIHONG CABLE

概述 1
Summary

XHH / XHHW-2 5
XHH / XHHW-2

XHHW-2, UL SIS1/XHHW-2, VW-1级 7
XHHW-2, UL SIS1/XHHW-2, VW-1

XHHW-2, 600V,RW-90, 电力缆 9
XHHW-2, 600V,RW-90, Power cable

AL-XHHW-2电力缆, CT级 11
AL-XHHW-2Power cable CT level

XHHW/PVC, 电力缆,CT级 13
XHHW/PVC, Power cable CT level

XHHW/PVC, 3芯, TC类电力缆 15
XHHW/PVC, 3-core, TC class power cable

XHHW/PVC, 4芯, TC类电力缆 17
XHHW/PVC, 4-core, TC class power cable

XHHW/XLPO, 3芯, TC类电力缆 19
XHHW/XLPO, 3-core, TC class power cable

XHHW/XLPO, 4芯, TC类电力缆 21
XHHW/XLPO, 4-core, TC class power cable

XHHW/CPE, 3芯, TC类电力缆 23
XHHW/CPE, 3-core, TC class power cable

XHHW/CPE, 4芯, TC类电力缆 25
XHHW/CPE, 4-core, TC class power cable

XHHW/PVC, TC类控制缆 27
XHHW/PVC,TC class control cable

XHHW/CPE, TC类控制缆 30
XHHW/CPE, TC class control cable

XHHW/XLPO, TC类控制缆 33
XHHW/XLPO, TC class control cable

XHHW-2, 铝带铠装 600V, MC类 36
XHHW-2, Aluminum belt armor, 600V, MC class

XHHW-2, 镀锌钢带铠装, 600V, MC类 39
XHHW-2, Galvanized steel with armor 600V, MC class

RHH/RHW, 600V, 电力缆, CT级 41
RHH/RHW, 600V, Power cable CT level

RHH/RHW,铜导体, 2000V 43
RHH/RHW, 2000V

RHH/RHW-2, 铝导体, 2000V 45
RHH/RHW-2, Aluminum conductor 2000V

RHH/RHW, EPR/XLPO, 600 V 47
RHH/RHW, EPR/XLPO, 600 V

RHH/RHW-2/USE-2, EPR / CSPE , 600V 49
RHH/RHW-2/USE-2, EPR / CSPE , 600V

RHH-RHW, DLO (内燃机车电缆), 600V - 2kV 51
RHH-RHW, DLO (Internal engine cable), 600V - 2kV

RHH/RHW-2/USE-2, FR-EPR, 600V 53
RHH/RHW-2/USE-2, FR-EPR, 600V

RHH/RHW-LS/USE, XLPO, LSOH, CSA AWM I A/B, Class I* 55
RHH/RHW-LS/USE, XLPO, LSOH, CSA AWM I A/B, Class I*

RHH/RHW-LS/USE, XLPO, LSOH, CSA AWM I A/B, Class B 58
RHH/RHW-LS/USE, XLPO, LSOH, CSA AWM I A/B, Class B

USE-2 61
USE-2

SIS总机线 63
SIS Bus line

THHN/THWN, 600v, TC类电力缆 65
THHN/THWN, 600v, TC class electric cable

THHN/THWN,600v, TC类控制缆 68
THHN/THWN,600v, TC class control cable

THHN / THWN-2 / MTW 72
THHN / THWN-2 / MTW

TW 74
TW

THW/THW-2 76
THW/THW-2

附注 78-87
Annotations

日日红电缆
RIRIHONG CABLE

XHHW是首字母缩写，代表高耐热高防水交联聚乙烯。XHHW是指用于电线和电缆的一种特定的绝缘材料， 规定了温度等级，使用条件（适用于潮湿的地方）。 XHHW绝缘的电缆常用于商业，机构和工业建筑和设 施的交流配电系统中，110-600伏特的电压等级（电位差/电动势）。使用这种类型的绝缘可以是实心/多 股的铜或铝导体，根据导体大小决定。据保险商实验室（UL）标准44，XHHW绝缘适合用于干燥的地方温 度达90°C（194°F）/潮湿的地方温度达75°C（167°F）。

XHHW is an acronym for high heat resistance and high waterproof crosslinked polyethylene. XHHW is a specific insulating material for wires and cables with temperature levels, conditions of use (for wet places). XHHW insulated cables are commonly used in commercial, institutional and industrial AC distribution systems of 110-600 volts (potential difference / EMF). Using this type of insulation can be a solid / multiple-stranded copper or aluminum conductor, depending on the conductor size. Accordingto the Insurance Company Laboratory (UL) standard 44, XHHW insulation is suitable for drying at 90 ℃ (194 F) / wet at 75 ℃(167 ℉).

XHHW - 2绝缘，类似XHHW，适合在干燥/潮湿的地方使用达到90°C（194°F）。

The XHHW - 2 insulation, similar to the XHHW, is suitable for use in dry / wet places up to 90 ℃ (194 ℉).

XHHW / XHHW-2的电气绝缘遵循以下工业标准：
The electrical insulation of the XHHW / XHHW-2follows the following industrial standards:

- UL 44 - No. E63539
  UL 44 - No. E63539
- CSA LL 82214
  CSA LL 82214
- ASTM-B3
  ASTM-B3
- ASTM-B8
  ASTM-B8
- ASTM-B787
  ASTM-B787
- U.S. 联邦规范A-A-59544
  U.S. Federal norms A-A-59544
- NEMA WC70/ICEA S-95-658
  NEMA WC70/ICEA S-95-658

XHH指的是单芯导体加交联高分子合成物绝缘，不带护套，适用于90°C的干燥环境中。

XHH refers to single core conductor crosslinked polymer composite insulation, withoutsheath and suitable for dry environment of 90 ℃.

RHW指的是单芯导体加热固性材料绝缘，带/不带非金属护套，适用于75°C干燥/潮湿的环境中。

RHW refers to single core conductor with thermosetting material insulation with / without non-metal sheath for 75 ℃ dry / wet environment.

RHW-2和RHW的用料相同，但适用于90°C干燥/潮湿的环境中。

RHW-2 and RHW use the same material, but are suitable for 90 ℃ dry / wet environment.

RHH和RHW的用料相同，但只适用于90°C干燥环境中。

RHH and RHW use the same material, but only for 90 ℃ dry environment.

SA指的是单芯导体加热固性硅橡胶绝缘，带非金属护套， 一般适用于90°C干燥的环境中，在某些特殊的 应用中，可用于200°C干燥的环境中。

SA refers to the single core conductor with thermosetting silicone rubber insulation, with non-metal sheath, generally suitable for 90 ℃ dry environment, in some special applications, can be used in 200 ℃ dry environment.

SIS指的是单芯导体加热固性材料绝缘，不带非金属护套，适用于90°C干燥的环境中，仅适用于总机接线。

S IS refers to a single core conductor insulated with thermosetting material, without non-metal sheath,suitable for 90℃ dry environment and only for switchboard wiring.

SIS指的是单芯导体加热固性材料绝缘，不带非金属护套，适用于90°C干燥的环境中，仅适用于总机接线。

SIS refers to a single core conductor insulated with thermosetting material, without non-metal sheath,suitable for 90℃ dry environment and only for switchboard wiring.

THHN是首字母缩写，代表热塑性高耐热尼龙涂层材料。THHN是指用于电线和电缆的一种特定的绝缘材 料，规定了温度等级，使用条件（适用于潮湿的地方）。THHN绝缘电缆是常用的电压等级（达到600伏特），适用于整个北美所有类型和大小建筑物的配电系统。使用这种类型的绝缘可以是实心/多股的铜或 铝导体，根据导体大小决定。

THHN is the acronym representing a thermoplastic high heat resistant nylon coated material. THHN is a specific insulating material used for wires and cables, with specified temperature levels, conditions of use (for wet places). THHN insulated cables are common voltage levels (up to 600 volts) for distribution systems of all types and sizes throughout North America. Using this type of insulation can be a solid / multiple-stranded copper or aluminum conductor, depending on the conductor size.

THHN的电气绝缘遵循以下工业标准：
The electrical insulation of the THHN follows the following industrial standards:

- UL 83
  UL 83
- UL 1063 (MTW) • AWM
  UL 1063 (MTW) • AWM
- 加拿大标准C22.2 No. 75以及CSA公告No. 1451
  Canadian standard C22.2 No. 75 and CSA announcementNo. 1451
- ASTM: B3, B8, B787
  ASTM: B3, B8, B787
- WC70/ICEA S-95-658
  WC70/ICEA S-95-658
- U.S. 联邦规范 A-A-59544
  U.S. Federal norms A-A-59544

THWN是首字母缩写，代表热塑性高防水尼龙涂层材料。THWN是指用于电线和电缆的一种特定的绝缘材 料，规定了温度等级，使用条件（适用于潮湿的地方）。THWN绝缘电缆适用于整个北美所有类型和大小 建筑物的交流配电系统，110-600伏特的电压等级（电位差/电动势）。使用这种类型的绝缘可以是实心/ 多股的铜或铝导体，根据导体大小决定。

THWN is an acronym for a thermoplastic high-waterproof nylon coated material. THWN is a specific insulating material for wires and cables with temperature levels, conditions of use (for wet places). THWN insulated cables are suitable for AC distribution systems of all types and sizes throughout North America, 110-600 volts (potential difference / EMF). Using this type of insulation can be a solid / multiple femoral copper or aluminum conductor, depending on the conductor size.

THWN的电气绝缘遵循以下工业标准：
THWN electrical insulation follows the following industrial standards:

- UL 83
  UL 83
- UL 1063 (MTW) • AWM
  UL 1063 (MTW) • AWM
- 加拿大标准C22.2 No.75以及CSA公告No.1451
  Canadian standard C22.2 No. 75 and CSA announcementNo. 1451
- ASTM: B3, B8, B787
  ASTM: B3, B8, B787
- WC70/ICEA S-95-658
  WC70/ICEA S-95-658
- U.S. 联邦规范A-A-59544
  U.S. Federal norms A-A-59544





日日红电缆
RIRIHONG CABLE

应用
Apply

XHH线缆适合用于住宅，商业和工业应用布线解决方案。由于它在超负荷及短路的情况下表现性能良好， 即使地下敷设的情况下也作为用户引入线。 HH导体在干燥的环境中正常工作温度可达到90 ℃。绝缘材 料阻燃，而且防潮，防化学腐蚀，耐油。在前紫外线的照射下可以很好的抑制黑色色素沉着，因此它很 适用于户外使用。加后缀“-2”，和XHH- 2一样，可干燥/潮湿条件下连续运行温度达90℃（194°F)。

XHH cables are suitable for cabling solutions for residential, commercial and industrial applications. Due to its good performance in the case of overload and short circuit, it is used as a user introduction line even in the case of underground laying. HH conductor can reach 90 ℃ in a dry environment. Insulationmaterial is flame retardant, and moisture-proof, chemical corrosion prevention, oil resistance. Before ultraviolet light can inhibit black pigmentation, so it is suitable for outdoor use. With the suffix "-2", like XHH-2, running up to 90℃ (194 °F).

结构
Structure

导体: 实心/多股退火铜 — Conductor: solid / multiple strands of annealed copper

绝缘: 交联聚乙烯(XLPE) — Insulation: cross-linked polyethylene (XLPE)

颜色:黑色，其他可选 — Color: Black, other optiona

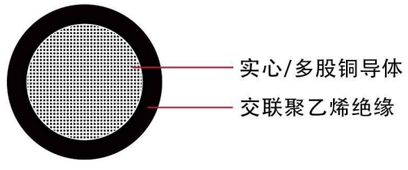

Solid / multifemoral copper conductor

cross linked polyethylene insulated cable

标准及认证
Standards and certification

- ASTM B3, B8 — ASTM B3, B8
- UL 1581 - 火焰暴露试验 — UL 1581-Flame exposure test
- UL 44 - 热固性材料绝缘线缆 — UL 44-Thermosetting material insulation cable
- 国家电气规范 (NEC) — National Electrical Code (NEC)

电缆参数
cable parameters

线规 wire gage	股数 number of piles	标称绝缘厚度 Nominal insulation thickness Inch/mm		标称电缆外径 Nominal cable outer diameter Inch/mm		标称电缆重量 Nominal cable weight Lbs/kft kg/km	
14	1	0.030	0.76	0.124	3.15	16	24
12	1	0.030	0.76	0.141	3.58	24	36
10	1	0.030	0.76	0.162	4.11	37	55
8	1	0.045	1.14	0.218	5.55	61	91
6	1	0.045	1.14	0.252	6.40	93	138
14	7	0.030	0.76	0.133	3.37	17	26
12	7	0.030	0.76	0.152	3.85	26	39
10	7	0.030	0.76	0.176	4.46	39	58
8	7	0.045	1.14	0.236	5.99	65	96
6	7	0.045	1.14	0.274	6.95	98	146
4	19	0.045	1.14	0.316	8.04	148	220
3	19	0.045	1.14	0.344	8.75	184	274
2	19	0.045	1.14	0.376	9.54	229	341
1	19	0.045	1.14	0.431	10.94	292	434
1/00	19	0.055	1.40	0.470	11.94	364	541
2/00	19	0.055	1.40	0.514	13.07	453	674
3/00	19	0.055	1.40	0.564	14.33	566	842
4/00	19	0.055	1.40	0.620	15.75	708	1053
250	37	0.065	1.65	0.706	17.93	838	1247
300	37	0.065	1.65	0.761	19.33	999	1486
350	37	0.065	1.65	0.812	20.62	1159	1725
400	37	0.065	1.65	0.859	21.82	1319	1963
500	37	0.065	1.65	0.945	24.00	1639	2439
600	61	0.080	2.03	1.053	26.75	1980	2946
750	61	0.080	2.03	1.159	29.44	2459	3660
1000	61	0.080	2.03	1.313	33.35	3256	4845

XHHW-2, UL SIS1/XHHW-2,VW-1级
XHHW-2, UL SIS1/XHHW-2,VW-Level 1

日日红电缆 RIRIHONG CABLE

应用
Apply

SIS1/XHHW-2，VW- 1级电缆通常用于住宅，商业，机构和工业中，最大导体温度为90° C可在干燥和潮湿的环境布线，也可架空安装，或安装于导管/其他沟壑内，用于不超过600伏的电路中。此电缆通过垂 直火焰测试（VW- 1）。各种颜色都可提供。尺寸1/0AWG及以上电缆桥使用和耐日光。尺寸2AWG及以上的 电缆标注耐日光，仅可提供黑色绝缘。

SIS 1 / XHHW-2, VW-1 class cables commonly used in residential, commercial, institutional and industrial applications with a maximum conductor temperature of 90 ℃ can be wired in dry and wet environments, or overhead mounted, or mounted in catheter / other ravines for circuits not more than 600 volts. This cable passes the vertical flame test (VW-1). Are available in all the colors. Size 1 / 0 AWG and above cable bridge for use and daylight resistance. Cables of size 2 AWG and above are labeled for resistant and only provide black insulation.

结构
Structure

导体: 单芯铜导体， 多股镀锡退火铜，遵循ASTM B33， ASTM B8 B类

绝缘: 阻燃防潮交联聚乙烯 (FRXLPE)

颜色:黑色，其他可选

Conductor: single core copper conductor, multi-tin annealed copper, follow ASTM B33, ASTM B8 B

Insulation: flame retardant, moisture-proof, crosslinked polyethylene (FRXLPE)

color: black, other optional

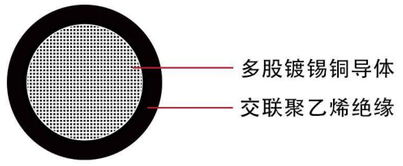

Multiple- -plated copper conductor

cross linked polyethylene insulated cable

标准及认证
Standards and certification

- ▶ UL 44 - 热固性材料绝缘线缆 — UL 44-Thermosetting material insulation cable
- ▶ UL 1685 - CT 火焰暴露试验. — UL 1685-CT flame exposure test.
- ▶ UL 1581 - 火焰暴露试验 (VW-1) — UL 1581-Flame Exposure Test (VW-1)
- ▶ IEEE 383 ((IEEE 1202/FT4 (2/0 AWG及以上) — IEEE 383 ((IEEE 1202 / FT4 (2 / 0 AWG and above)
- ▶ 火焰测试(70,000 Btu/hr 垂直托盘燃烧测试) — Flame test (70,000 Btu / hr Vertical Tray Combustion Test)
- ▶ ICEA S-95-658 (NEMA WC70) — ICEA S-95-658 (NEMA WC70)

电缆参数
cable parameters

线规 wire gage	股数 Number of piles	标称导体直径 Nominal conductor diameter Inch/mm		标称绝缘厚度 Nominal insulation thickness Inch/mm		标称电缆外径 Nominal cable outer diameter Inch/mm		标称铜的重量 The weight of nominal copper Lbs/kft kg/km		标称电缆重量 Nominal cable weight Lbs/kft kg/km	
18	7	0.05	1.27	0.030	0.76	0.11	2.74	5	8	9	14
16	7	0.06	1.47	0.030	0.76	0.12	3.05	8	12	13	20
14	7	0.07	1.80	0.030	0.76	0.13	3.38	13	19	19	28
12	7	0.09	2.29	0.030	0.76	0.15	3.86	20	30	27	41
10	7	0.11	2.87	0.030	0.76	0.18	4.45	32	48	41	61
8	7	0.14	3.56	0.045	1.14	0.24	6.05	51	76	69	102
6	7	0.18	4.57	0.045	1.14	0.28	6.99	81	121	103	153
4	7	0.23	5.84	0.045	1.14	0.32	8.18	129	192	156	232
2	7	0.29	7.37	0.045	1.14	0.38	9.68	205	305	239	355
1/00	19	0.36	9.14	0.055	1.40	0.48	12.14	326	485	373	556
2/00	19	0.41	10.41	0.055	1.40	0.52	13.28	411	612	464	691
3/00	19	0.46	11.68	0.055	1.40	0.57	14.55	518	771	579	862
4/00	19	0.51	12.95	0.055	1.40	0.63	15.98	653	972	722	1075
250	37	0.56	14.22	0.065	1.65	0.70	17.75	772	1149	860	1280
350	37	0.66	16.76	0.065	1.65	0.80	20.37	1081	1609	1185	1764
500	37	0.79	20.07	0.065	1.65	0.93	23.65	1544	2298	1669	2484
600	61	0.87	22.10	0.080	2.03	1.04	26.42	1853	2757	2040	3035
750	61	0.98	24.89	0.080	2.03	1.14	28.96	2316	3446	2515	3742
1000	61	1.08	27.96	0.080	2.03	1.29	32.77	3086	4591	3310	4925

XHHW-2, 600V,RW-90，电力缆
XHHW-2, 600V,RW-90, Power cable

应用
Apply

XHHW - 2，RW － 90类建筑线通常敷设于导管或其他国家电气规范（NEC）的规定认证的管道中，用于服务，馈线和分支电路配线，XHHW - 2允许用于温度不超过90°C潮湿/干燥的环境中，以及要求优越的绝 缘韧性和耐化学性的工业环境中。它用于600伏的电路中。 1/0 AWG及以上可用于国家电气规范认证的电 缆架上，且符合IEEE 1202/UL FT4的火焰测试和ICEA T-29-520 (210,000 Btu/hr)火焰测试.

XHHW-2, RW 90 class building lines are usually laid in pipes certified by the catheter or other National Electrical Code (NEC) for service, feeder and branch circuit wiring, XHHW-2 is allowed in humid / dry environments with temperatures less than 90 ℃, and in industrial environments requiring superior insulation toughness and chemical resistance. It is used in the 600-volt circuits. 1 / 0 AWG and above can be used on cable racks certified by national electrical code and comply with IEEE 1202 / UL FT4 flame test and ICEA T-29-520 (210,000 Btu / hr) flame test.

结构
Structure

导体: 单芯铜导体， 多股镀锡退火铜，遵循ASTM B3， ASTM B8 B类
绝缘: 阻燃防潮交联聚乙烯 (FRXLPE)
颜色:黑色，其他可选

Conductor: single core copper conductor, multi-tin annealed copper, follow ASTM B3, ASTM B8 B
Insulation: flame retardant, moisture-proof, crosslinked polyethylene (FRXLPE)
Color: black, other optional



多股镀锡铜导体
交联聚乙烯绝缘

Multiple- -plated copper conductor
cross linked polyethylene insulated cable

标准及认证
Standards and certification

- ▶ UL 44 - 热固性材料绝缘线缆. — UL 44-Thermosetting material insulation cable.
- ▶ UL 1685 - CT 火焰暴露试验. — UL 1685-CT flame exposure test.
- ▶ UL 1581- 火焰暴露试验 (VW-1) — UL 1581-Flame Exposure Test (VW-1)
- ▶ IEEE 1202/FT4 (2/0 AWG及以上) — IEEE 1202 / FT4 (2 / 0 AWG and above)
- ▶ 火焰测试(70,000 Btu/hr 垂直托盘燃烧测试). — Flame test (70,000 Btu / hr vertical tray combustion test).
- ▶ ICEA T-29-520 (210,000 Btu/hr) 火焰测试 — ICEA T-29-520 (210,000 Btu / hr) Flame Test
- ▶ ICEA S-95-658 (NEMA WC70) — ICEA S-95-658 (NEMA WC70)

电缆参数
cable parameters

线规 wire gage	股数 number of piles	标称导体直径 Nominal conductor diameter Inch/mm		标称绝缘厚度 Nominal insulation thickness Inch/mm		标称电缆外径 Nominal cable outer diameter Inch/mm		标称铜的重量The weight of nominal copper Lbs/kft kg/km		标称电缆重量 Nominal cable weight Lbs/kft kg/km	
14	7	0.07	1.80	0.030	0.76	0.13	3.38	12	100	17	25
12	7	0.09	2.26	0.030	0.76	0.15	3.84	20	30	26	39
10	7	0.11	2.87	0.030	0.76	0.18	4.57	32	48	38	57
8	7	0.14	3.56	0.045	1.14	0.24	6.10	51	76	65	97
6	7	0.18	4.57	0.045	1.14	0.28	7.11	81	121	99	147
4	7	0.23	5.84	0.045	1.14	0.33	8.38	129	192	152	226
2	7	0.29	7.37	0.045	1.14	0.39	9.91	205	305	233	347
1	19	0.32	8.13	0.055	1.40	0.44	11.18	256	381	293	437
1/00	19	0.36	9.14	0.055	1.40	0.48	12.19	326	485	364	572
2/00	19	0.41	10.41	0.055	1.40	0.53	13.46	411	612	453	674
3/00	19	0.46	11.68	0.055	1.40	0.58	14.73	518	772	565	842
4/00	19	0.51	12.95	0.055	1.40	0.63	16.00	653	972	706	1051
250	37	0.56	14.22	0.065	1.65	0.70	17.78	722	1074	837	1246
350	37	0.66	16.76	0.065	1.65	0.80	20.32	1081	1609	1157	1722
400	37	0.73	18.54	0.065	1.65	0.87	22.10	1235	1838	1322	1967
500	37	0.79	20.07	0.065	1.65	0.93	23.62	1544	2298	1634	2432
600	61	0.87	22.10	0.080	2.03	1.04	26.42	1853	2758	1972	2935
750	61	0.98	24.89	0.080	2.03	1.15	29.21	2316	3447	2448	3643

AL-XHHW-2 电力缆,CT级
AL-XHHW-2 Power cable, CT level

应用
Apply

XHHW - 2类线缆通常敷设于导管或其他国家电气规范（NEC）的规定认证的管道中，用于服务，馈线和分 支电路配线，XHHW - 2允许用于温度不超过90°C潮湿/干燥的环境中。

XHHW-2 cables are usually laid in catheter or other National Electrical Code (NEC) certified pipelines for service, feeder and branch circuit wiring, and XHHW-2 is allowed in wet / dry temperatures exceeding 90℃.

结构
Structure

导体: 单芯铜导体，多股镀锡退火铜，遵循ASTM B3， ASTM B8 B类
绝缘: 阻燃防潮交联聚乙烯 (FRXLPE)
颜色:黑色，其他可选

Conductor: single core copper conductor, multi-tin annealed copper, follow ASTM B3, ASTM B8 B
Insulation: flame retardant, moisture-proof, crosslinked polyethylene (FRXLPE)
Color: black, other optional

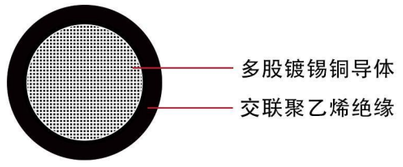

Multiple- -plated copper conductor
cross linked polyethylene insulated cable

日日红电缆
RIRIHONG CABLE

标准及认证
Standards and certification

- UL 44 - 热固性材料绝缘线缆. — UL 44-Thermosetting material insulation cable.
- UL - 1581 火焰暴露试验 (VW-1) — UL-1581 Flame Exposure Test (VW-1)
- UL 1685 - CT 火焰暴露试验. — UL 1685-CT flame exposure test.
- IEEE 1202/FT4 (2/0 AWG及以上) — IEEE 1202 / FT4 (2 / 0 AWG and above)
- ICEA S-95-658 (NEMA WC 70) 结构要求 — ICEA S-95-658 (NEMA WC 70) Structure requirements

电缆参数
cable parameters

线规 wire gage	股数 number of piles	标称绝缘厚度 Nominal insulation thickness Inch/mm		标称电缆外径 Nominal cable outer diameter Inch/mm		标称电缆重量 Nominal cable weight Lbs/kft kg/km	
1/00	10	0.055	1.40	0.449	11.40	138	205
2/00	12	0.055	1.40	0.489	12.42	171	254
3/00	16	0.055	1.40	0.536	13.61	209	311
4/00	19	0.055	1.40	0.588	14.94	253	376
250	22	0.065	1.65	0.653	16.59	304	452
350	35	0.065	1.65	0.749	19.02	410	610
400	35	0.065	1.65	0.792	20.12	463	689
500	35	0.065	1.65	0.869	22.07	567	844
600	58	0.080	2.03	0.976	24.79	695	1034
750	58	0.080	2.03	1.071	27.20	851	1266
1000	58	0.080	2.03	1.223	31.06	1110	1651

日日红电缆 RIRIHONG CABLE

应用
Apply

XHHW/PVC线缆敷设于导管或其他国家电气规范（NEC）的规定认证的管道中，用于服务，馈线和分支电路 配线。此线缆耐日光，用于温度不超过90°C潮湿/干燥的环境中，额定电压为600伏。

XHHW / PVC cables are laid in conduits or in pipes certified by other National Electrical Code (NEC) for service, feeder and branch circuit wiring. This cable is daylight resistant in 90 ℃ wet / dry environments rated at 600 volts.

结构
Structure

导体: 单芯铜导体，多股镀锡退火铜，遵循ASTM B3， ASTM B8 B类

绝缘: 阻燃，耐磨，耐热，防潮交联聚乙烯(FRXLPE)

护套: 阻燃，防潮，耐日光聚氯乙烯

颜色: 黑色，其他可选

Conductor: single core copper conductor, multi-tin annealed copper, follow ASTM B3, ASTM B8 B

Insulation: flame retardant, wear-resistant, heat-resistant, moisture-proof cross-linked polyethylene (FRXLPE)

Sheath: flame retardant, moisture-proof, solar-resistant PVC

Color: Black, other optional

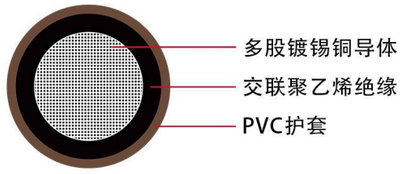

Multiple- -plated copper conductor

cross linked polyethylene insulated cable

PVC sheath

标准及认证
Standards and certification

- UL 44 - 热固性材料绝缘线缆. — UL 44-Thermosetting material insulation cable.
- UL 1685 - UL CT 火焰暴露试验. — UL 1685-UL CT flame exposure test.
- UL 1581 - UL 火焰暴露试验 (VW-1) — UL 1581-UL Flame Exposure Test (VW-1)
- IEEE 383 (IEEE 1202/FT4 (2/0 AWG及以上) — IEEE 383 (IEEE 1202 / FT4 (2 / 0 AWG and above)
- 火焰测试(70,000 Btu/hr 垂直托盘燃烧测试). — Flame test (70,000 Btu / hr vertical tray combustion test).
- ICEA S-95-658 (NEMA WC7 — ICEA S-95-658 (NEMA WC70)

电缆参数
cable parameters

线规 wire gage	股数 number of piles	标称绝缘厚度 Nominal insulation thickness Inch/mm		标称护套厚度 Nominal sheath thickness Inch/mm		标称电缆外径 Nominal cable outer diameter Inch/mm		标称电缆重量 Nominal cable weight Lbs/kft kg/km	
1/00	19	0.055	1.40	0.045	1.14	0.565	14.3	412	613
2/00	19	0.055	1.40	0.045	1.14	0.608	15.4	505	751
3/00	19	0.055	1.40	0.045	1.14	0.659	16.7	623	927
4/00	19	0.055	1.40	0.045	1.14	0.715	18.1	769	1145
250	37	0.065	1.65	0.065	1.65	0.821	20.8	934	1390
350	37	0.065	1.65	0.065	1.65	0.924	23.4	1268	1887
500	37	0.065	1.65	0.065	1.65	1.053	26.7	1763	2624
750	61	0.080	2.03	0.065	1.65	1.261	32.0	2602	3871
1000	61	0.080	2.03	0.065	1.65	1.41	35.8	3411	5076

XHHW/PVC, 3芯, TC类电力缆
XHHW/PVC, 3-core, TC classpower cable

日日红电缆 RIRIHONG CABLE

应用
Apply

XHHW/ PVC，TC类电力缆用于电机的供电，在工业环境中的其他电源设备的连接。主要通过电缆架，电缆 管道安装，以及有吊索支撑的户外应用。也可直埋，敷设于地下管道，1级，2区危险场所和1类控制电路 中使用，用于温度不超过90°C潮湿/干燥的环境中。

XHHW / PVC, TC class power cable is used for the motor power supply, and the connection of other power supply equipment in the industrial environment. Mainly through the cable frame, cable pipe installation, and outdoor applications with sling support. It can also be directly buried, and laid in underground pipeline, level 1, area 2 dangerous place and class 1 control circuit for use in 90 ℃ wet / dry environment.

结构
Structure

导体:多股退火铜 (XHHW-2类)
Conductor: multiple annealed copper (XHHW-2)

绝缘: 阻燃防潮交联聚乙烯 (FRXLPE)
Insulation: flame-retardant, moisture-proof, crosslinked polyethylene (FRXLPE)

接地线: 退火铜 (XHHW-2类)
Ground wire: annealed copper (class XHHW-2)

护套: 阻燃，防潮，耐日光聚氯乙烯 (LSOH 材料可选)
Sheath: Flame retardant, moisture-resistant, PVC (LSOH material optional)

颜色:黑色，其他可选
Color: Black, other optiona

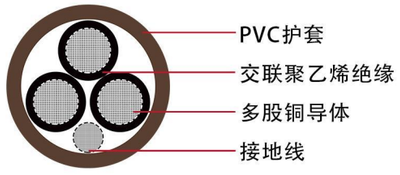

PVC sheath

cross linked polyethylene insulated

Multiple copper conductors

ground lead

标准及认证
Standards and certification

- UL 44 -热固性材料绝缘线缆 — UL 44-Thermosetting material insulation cable
- UL 1277 - 电力和控制托盘电缆 — UL 1277-Power and control tray cable
- UL 1581 - 火焰暴露试验 (VW-1) — UL 1581-Flame Exposure Test (VW-1)
- ICEA S-58-679 方法4 — ICEA S-58-679 method 4
- UL 1685 - 火焰暴露试验 — UL 1685-Flame exposure test
- ICEA T-29-520 - 电缆垂直燃烧火焰测试 — ICEA T-29-520-Cable vertical combustion flame test
- IEEE 383 (IEEE 1202/FT4) - 火焰测试 — IEEE 383 (IEEE 1202 / FT4) -Flame test
- ICEA S-95-658 (NEMA WC 70) 结构要求 — ICEA S-95-658 (NEMA WC 70) Structure requirements

电缆参数
cable parameters

线规 wire gage	股数 number of piles	接地线线规 Ground line gauge	标称护套厚度 Nominal sheath thickness Inch/mm		标称电缆外径 Nominal cable outer diameter Inch/mm		标称电缆重量 Nominal cable weight Lbs/kft kg/km	
8	7	10	0.060	1.52	0.681	17.30	330	491
6	7	8	0.060	1.52	0.766	19.46	468	697
4	7	8	0.060	1.52	0.797	20.24	606	901
2	7	6	0.080	2.03	0.96	24.38	954	1420
1	19	6	0.080	2.03	1.1	27.94	1173	1746
1/00	19	6	0.080	2.03	1.186	30.12	1421	2115
2/00	19	6	0.080	2.03	1.279	32.49	1704	2536
3/00	19	4	0.080	2.03	1.385	35.18	2135	3177
4/00	19	4	0.080	2.03	1.506	38.25	2580	3839
250	37	4	0.080	2.03	1.653	41.99	3021	4496
300	37	3	0.110	2.79	1.827	46.41	3684	5481
350	37	3	0.110	2.79	1.935	49.15	4219	6277
400	37	3	0.110	2.79	2.032	51.61	4747	7064
500	37	2	0.110	2.79	2.214	56.24	5755	8564
750	61	1	0.110	2.79	2.663	67.64	8543	12711

XHHW/PVC, 4芯, TC类电力缆
XHHW/PVC,4-core, TC class powercable

日日红电缆 RIRIHONG CABLE

应用
Apply

XHHW/ PVC，TC类电力缆用于电机的供电，在工业环境中的其他电源设备的连接。主要通过电缆架，电 缆管道安装，以及有吊索支撑的户外应用。 TC类电力缆可直埋，用于1级，2区危险场所和1类控制电路 中，用于温度不超过90°C潮湿/干燥的环境中。

XHHW / PVC, TC class power cable is used for the motor power supply, and the connection of other power supply equipment in the industrial environment. Mainly through the cable frame, cable pipe installation, and outdoor applications with sling support. TC power cable can be buried directly in level 1, zone 2 dangerous site and class 1 control circuit, and in a humid / dry environment with temperature not exceeding 90 ℃.

结构
Structure

导体:多股退火铜(XHHW-2类)
绝缘:阻燃防潮交联聚乙烯 (FRXLPE)
接地线: 退火铜 (XHHW-2类)
护套: 阻燃，防潮，耐日光聚氯乙烯 (LSOH材料可选)
颜色:黑色，其他可选

Conductor: multiple annealed copper (XHHW-2)
Insulation: flame-retardant, moisture-proof, crosslinked polyethylene (FRXLPE)
Ground wire: annealed copper (class XHHW-2)
Sheath: Flame retardant, moisture-resistant, PVC (LSOH material optional)
Color: Black, other optional

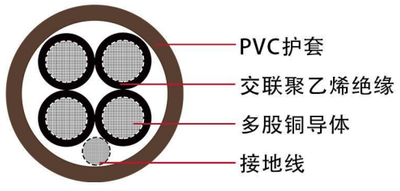

PVC sheath
cross linked polyethylene insulated
Multiple copper conductors
ground lead

标准及认证
Standards and certification

- UL 44 -热固性材料绝缘线缆 — UL 44-Thermosetting material insulation cable
- UL 1277 - 电力和控制托盘电缆 — UL 1277-Power and control tray cable
- UL 1581 - 火焰暴露试验 (VW-1) — UL 1581-Flame Exposure Test (VW-1)
- ICEA S-58-679 方法4 — ICEA S-58-679 method 4
- UL 1685 - 火焰暴露试验 — UL 1685-Flame exposure test
- ICEA T-29-520 - 电缆垂直燃烧火焰测试 — ICEA T-29-520-Cable vertical combustion flame test
- IEEE 383 (IEEE 1202/FT4) -火焰测试 — IEEE 383 (IEEE 1202 / FT4) -Flame test
- ICEA S-95-658 (NEMA WC 70) 结构要求 — ICEA S-95-658 (NEMA WC 70) Structure requirements

电缆参数
cable parameters

线规 wire gage	股数 number of piles	接地线线规 Ground line gauge	标称护套厚度 Nominal sheath thickness Inch/mm		标称电缆外径 Nominal cable outer diameter Inch/mm		标称电缆重量 Nominal cable weight Lbs/kft kg/km	
8	7	10	0.060	1.52	0.747	18.97	404	601
6	7	8	0.080	2.03	0.882	22.40	613	912
4	7	8	0.080	2.03	0.917	23.29	802	1193
2	7	6	0.080	2.03	1.054	26.77	1191	1772
1	19	6	0.080	2.03	1.21	30.73	1503	2236
1/0	19	6	0.080	2.03	1.307	33.20	1806	2688
2/0	19	6	0.080	2.03	1.411	35.84	2199	3272
3/0	19	4	0.080	2.03	1.529	38.84	2744	4084
4/0	19	4	0.110	2.79	1.729	43.92	3449	5132
250	37	4	0.110	2.79	1.888	47.96	4030	5996
350	37	3	0.110	2.79	2.137	54.28	5453	8114
500	37	2	0.110	2.79	2.448	62.18	7562	11252

日日红电缆
RIRIHONG CABLE

应用
Apply

XHHW/ XLPO，TC类电力缆用于电机的供电，在工业环境中的其他电源设备的连接。主要通过电缆架，电 缆管道安装，以及有吊索支撑的户外应用。也可直埋，敷设于地下管道，1级，2区危险场所和1类控制电 路中使用，用于温度不超过90°C潮湿/干燥的环境中。

XHHW / XLPO, TC class power cable is used for the power supply of the motor, and the connection of other power supply equipment in the industrial environment. Mainly through the cable frame, cable pipe installation, and outdoor applications with sling support. It can also be directly buried, and laid in underground pipeline, level 1, area 2 dangerous place and class 1 control circuit for use in 90℃ wet / dry environment.

结构
Structure

导体: 多股退火铜(XHHW-2类)
XLPO护套
绝缘: 阻燃防潮交联聚乙烯 (FRXLPE)
接地线: 退火铜 (XHHW-2类)
护套: 阻燃，防潮，耐日光XLPO
(LSOH材料可选)
颜色:黑色，其他可选

Conductor: multiple annealed copper (XHHW-2)
Insulation: flame-retardant, moisture-proof, crosslinked polyethylene (FRXLPE)
Ground wire: annealed copper (class XHHW-2)
Sheath: flame-retardant, moisture-proof, sunlight-resistant XLPO
Color: Black, other optional

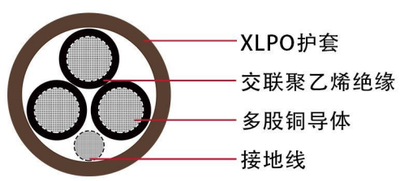

XLPO sheath
cross linked polyethylene insulated
Multiple copper conductors
ground lead

标准及认证
Standards and certification

- UL 44 -热固性材料绝缘线缆 — UL 44-Thermosetting material insulation cable
- UL 1277 - 电力和控制托盘电缆 — UL 1277-Power and control tray cable
- UL 1581 - 火焰暴露试验 (VW-1) — UL 1581-Flame Exposure Test (VW-1)
- ICEA S-58-679 方法4 — ICEA S-58-679 method 4
- UL 1685 - 火焰暴露试验 — UL 1685-Flame exposure test
- ICEA T-29-520 - 电缆垂直燃烧火焰测试 — ICEA T-29-520-Cable vertical combustion flame test
- IEEE 383 (IEEE 1202/FT4) -火焰测试 — IEEE 383 (IEEE 1202 / FT4) -Flame test
- ICEA S-95-658 (NEMA WC 70) 结构要求 — ICEA S-95-658 (NEMA WC 70) Structure requirements

电缆参数
cable parameters

线规 wire gage	股数 number of piles	接地线线规 Ground line gauge	标称护套厚度 Nominal sheath thickness Inch/mm		标称电缆外径 Nominal cable outer diameter Inch/mm		标称电缆重量 Nominal cable weight Lbs/kft kg/km	
8	7	10	0.060	1.52	0.681	17.30	330	491
6	7	8	0.060	1.52	0.766	19.46	468	697
4	7	8	0.060	1.52	0.797	20.24	606	901
2	7	6	0.080	2.03	0.96	24.38	954	1420
1	19	6	0.080	2.03	1.1	27.94	1173	1746
1/00	19	6	0.080	2.03	1.186	30.12	1421	2115
2/00	19	6	0.080	2.03	1.279	32.49	1704	2536
3/00	19	4	0.080	2.03	1.385	35.18	2135	3177
4/00	19	4	0.080	2.03	1.506	38.25	2580	3839
250	37	4	0.080	2.03	1.653	41.99	3021	4496
300	37	3	0.110	2.79	1.827	46.41	3684	5481
350	37	3	0.110	2.79	1.935	49.15	4219	6277
400	37	3	0.110	2.79	2.032	51.61	4747	7064
500	37	2	0.110	2.79	2.214	56.24	5755	8564
750	61	1	0.110	2.79	2.663	67.64	8543	12711

XHHW/XLPO, 4芯, TC类电力缆
XHHW/CPE,4-core, TC class power cable

日日红电缆 RIRIHONG CABLE

应用
Apply

XHHW/ XLPO，TC类电力缆用于电机的供电，在工业环境中的其他电源设备的连接。主要通过电缆架，电 缆管道安装，以及有吊索支撑的户外应用。也可直埋，用于1级，2区危险场所和1类控制电路中，用于温 度不超过90°C潮湿/干燥的环境中。6和8 AWG有带绝缘的接地线，4 AWG及以上带有UL认证，NEC336.10 规定的暴露运行（ER）裸导线/带绝缘的接地线。

XHHW / XLPO, TC class power cable is used for the power supply of the motor, and the connection of other power supply equipment in the industrial environment. Mainly through the cable frame, cable pipe installation, and outdoor applications with sling support. It can also be buried directly in a level 1, zone 2 hazardous site and class 1 control circuit in a temperature below 90℃ wet / dry environment.6 and 8 AWG have ground wire with insulation, 4 AWG and above with UL certification, Exposed Operation (ER) bare wire / insulated ground wire as specified in NEC336.10.

结构
Structure

导体: 多股退火铜 (XHHW-2类)

绝缘:阻燃防潮交联聚乙烯 (FRXLPE)

接地线: 退火铜 (XHHW-2类)

护套: 阻燃，防潮，耐日光XLPO (LSOH材料可选)

颜色:黑色，其他可选

Conductor: multiple annealed copper (XHHW-2)

Insulation: flame-retardant, moisture-proof, crosslinked polyethylene (FRXLPE)

Ground wire: annealed copper (class XHHW-2)

Sheath: flame-retardant, moisture-proof, sunlight-resistant XLPO

Color: Black, other optional

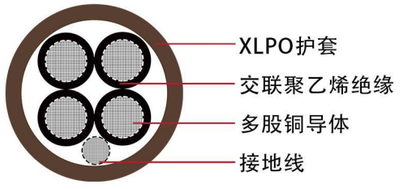

XLPO sheath

cross linked polyethylene insulated

Multiple copper conductors

ground lead

标准及认证
Standards and certification

- UL 1277 - 电力和控制托盘电缆 — UL 1277-Power and control tray cable
- UL 1581 - 电缆，软线缆 — UL 1581-Cable, flexible cable
- ICEA S-58-679 方法4 — ICEA S-58-679, Method 4
- UL 1685 - UL CT 火焰暴露试验 (70,000 Btu/hr) — UL 1685-UL CT Flame Exposure Test (70,000 Btu / hr)
- ICEA T-29-520 - 电缆垂直燃烧火焰测试 (210,000 Btu/hr) — ICEA T-29-520-Cable Vertical Burn Flame Test (210,000 Btu / hr)
- IEEE 1202/FT4 - 工商业应用中安装在电缆盘电缆的火焰测试(70,000 Btu/hr) — IEEE 1202 / FT4-Flame test in industrial and commercial applications (70,000 Btu / hr)

电缆参数
cable parameters

线规 wire gage	股数 number of piles	接地线线规 Ground line gauge	标称护套厚度 Nominal sheath thickness Inch/mm		标称电缆外径 Nominal cable outer diameter Inch/mm		标称电缆重量 Nominal cable weight Lbs/kft kg/km	
8	7	10	0.060	1.52	0.747	18.97	404	601
6	7	8	0.080	2.03	0.882	22.40	613	912
4	7	8	0.080	2.03	0.917	23.29	802	1193
2	7	6	0.080	2.03	1.054	26.77	1191	1772
1	19	6	0.080	2.03	1.21	30.73	1503	2236
1/00	19	6	0.080	2.03	1.307	33.20	1806	2688
2/00	19	6	0.080	2.03	1.411	35.84	2199	3272
3/00	19	4	0.080	2.03	1.529	38.84	2744	4084
4/00	19	4	0.110	2.79	1.724	43.79	3427	5100
250	37	4	0.110	2.79	1.888	47.96	4030	5996
350	37	3	0.110	2.79	2.137	54.28	5454	8115
500	37	2	0.110	2.79	2.448	62.18	7562	11252

XHHW/CPE, 3芯, 600V, TC类电力缆
XHHW/CPE,3-core, 600V, TC class power cable

日日红电缆 RIRIHONG CABLE

应用
Apply

XHHW/ CPE，TC类电力缆用于电机的供电，在工业环境中的其他电源设备的连接。主要通过电缆架，电缆 管道安装，以及有吊索支撑的户外应用。也可直埋，用于1级，2区危险场所和1类控制电路中，用于温度 不超过90°C潮湿/干燥的环境中。

XHHW / CPE, TC class power cable is used for the motor power supply, and the connection of other power supply equipment in the industrial environment. Mainly through the cable frame, cable pipe installation, and outdoor applications with sling support. It can also be buried directly in a level 1, zone 2 hazardous site and class 1 control circuit in a temperature below 90℃ wet / dry environment.

结构
Structure

导体: 多股退火铜 (XHHW-2类)
绝缘: 阻燃防潮交联聚乙烯 (FRXLPE)
接地线: 退火铜 (XHHW-2类)
护套:阻燃，防潮，耐日光CPE (PVC/LSOH可选)
颜色:黑色，其他可选

Conductor: multiple annealed copper (XHHW-2)
Insulation: flame retardant, moisture-linked polyethylene (FRXLPE)
Ground wire: annealed copper (class XHHW-2)
Sheath: flame retardant, moisture-resistant CPE (PVC / LSOH optional)
Color: black, other optional

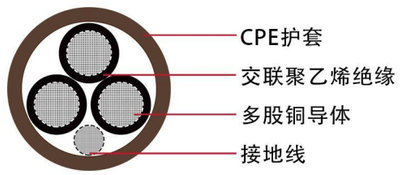

CPE sheath
cross linked polyethylene insulated
Multiple copper conductors
ground lead

标准及认证
Standards and certification

- UL 1277 - 电力和控制托盘电缆 — UL 1277-Power and control tray cable
- UL 1685 - UL CT 火焰暴露试验 (70,000 Btu/hr) — UL 1685-UL CT Flame Exposure Test (70,000 Btu / hr)
- ICEA S-58-679 方法4 — ICEA S-58-679, Method 4
- IEEE 1202/FT4 - 工商业应用中安装在电缆盘电缆的火焰测试(70,000 Btu/hr) — IEEE 1202 / FT4-Flame test in industrial and commercial applications (70,000 Btu / hr)
- ICEA S-95-658 结构要求 — ICEA S-95-658 Structural requirements

电缆参数
cable parameters

线规 wire gage	股数 number of piles	接地线线规 Ground line gauge	标称护套厚度 Nominal sheath thicknessInch/mm		标称电缆外径 Nominal cable outer diameterInch/mm		标称电缆重量 Nominal cable weight Lbs/kft kg/km	
8	7	10	0.060	1.52	0.681	17.30	327	486
6	7	8	0.060	1.52	0.766	19.46	465	691
4	7	8	0.060	1.52	0.797	20.24	610	907
2	7	6	0.080	2.03	0.96	24.38	958	1425
1	19	6	0.080	2.03	1.097	27.86	1169	1739
1/00	19	6	0.080	2.03	1.182	30.02	1426	2121
2/00	19	6	0.080	2.03	1.277	32.44	1711	2546
3/00	19	4	0.080	2.03	1.385	35.18	2144	3190
4/00	19	4	0.080	2.03	1.506	38.25	2591	3855
250	37	4	0.080	2.03	1.653	41.99	3036	4517
350	37	3	0.110	2.79	1.935	49.15	4231	6295
500	37	2	0.110	2.79	2.214	56.24	5853	8709
750	61	1	0.110	2.79	2.663	67.64	8568	12750

XHHW/CPE, 4芯, 600V, TC类电力缆
XHHW/CPE, 4-core, 600V, TC class power cable

应用
Apply

XHHW/ CPE，TC类电力缆用于电机的供电，在工业环境中的其他电源设备的连接。主要通过电缆架，电缆 管道安装，以及有吊索支撑的户外应用。也可直埋，用于1级，2区危险场所和1类控制电路中，用于温度 不超过90°C潮湿/干燥的环境中。

XHHW / CPE, TC class power cable is used for the motor power supply, and the connection of other power supply equipment in the industrial environment. Mainly through the cable frame, cable pipe installation, and outdoor applications with sling support. It can also be buried directly in a level 1, zone 2 hazardous site and class 1 control circuit in a temperature below 90 ℃ wet / dry environment.

结构
Structure

导体: 多股退火铜 (XHHW-2类)
绝缘: 阻燃防潮交联聚乙烯 (FRXLPE)
接地线: 退火铜 (XHHW-2类)
护套:阻燃，防潮，耐日光CPE (PVC/LSOH可选) 颜色:黑色，其他可选

Conductor: multiple annealed copper (XHHW-2)
Insulation: flame retardant, moisture-linked polyethylene (FRXLPE)
Ground wire: annealed copper (class XHHW-2)
Sheath: flame retardant, moisture-resistant CPE (PVC / LSOH optional)
Color: black, other optional

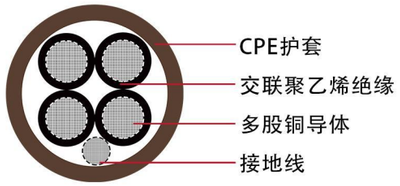

CPE sheath
cross linked polyethylene insulated
Multiple copper conductors
ground lead

标准及认证
Standards and certification

- UL 1277 - 电力和控制托盘电缆 — UL 1277-Power and control tray cable
- UL 1685 - UL CT 火焰暴露试验 (70,000 Btu/hr) — UL 1685-UL CT Flame Exposure Test (70,000 Btu / hr)
- ICEA S-58-679 方法4 — ICEA S-58-679, Method 4
- IEEE 1202/FT4 - 工商业应用中安装在电缆盘电缆的火焰测试(70,000 Btu/hr) — IEEE 1202 / FT4-Flame test in industrial and commercial applications (70,000 Btu / hr)
- ICEA S-95-658 结构要求 — ICEA S-95-658 Structural requirements

电缆参数
cable parameters

线规 wire gage	股数 number of piles	接地线线规 Ground line gauge	标称护套厚度 Nominal sheath thickness Inch/mm		标称电缆外径 Nominal cable outer diameter Inch/mm		标称电缆重量 Nominal cable weight Lbs/kft kg/km	
8	7	10	0.060	1.52	0.747	18.97	401	596
6	7	8	0.080	2.03	0.882	22.40	607	903
4	7	8	0.080	2.03	0.917	23.29	807	1200
2	7	6	0.080	2.03	1.054	26.77	1197	1781
1	19	6	0.080	2.03	1.21	30.73	1511	2249
1/0	19	6	0.080	2.03	1.307	33.20	1814	2699
2/0	19	6	0.080	2.03	1.411	35.84	2210	3288
3/0	19	4	0.080	2.03	1.529	38.84	2759	4105
4/0	19	4	0.110	2.79	1.729	43.92	3439	5118
250	37	4	0.110	2.79	1.888	47.96	4046	6021
350	37	3	0.110	2.79	2.137	54.28	5474	8145
500	37	2	0.110	2.79	2.448	62.18	7586	11288

XHHW/PVC, 600V, TC类控制缆
XHHW/PVC, TC class control cable

日日红电缆 RIRIHONG CABLE

应用
Apply

XHHW / PVC，TC类控制缆主要用于需要小直径，阻燃的工业电力/控制电路中。主要通过电缆架，电缆管 道安装，以及有吊索支撑的户外应用。也可直埋，用于1级，2区危险场所和1类控制电路中，3芯/多芯电 缆通过NEC 336.10（TC - ER）暴露运行，用于温度不超过90°C潮湿/干燥的环境中。

XHHW / PVC, TC control cables are mainly used in industrial power / control circuits that require small diameter and flame retardant. Mainly through the cable frame, cable pipe installation, and outdoor applications with sling support. It can also be directly buried, for use in level 1, zone 2 dangerous site and class 1 control circuit, 3-core / multi-core cable exposed to operation through NEC 336.10 (TC-ER), for use in the temperature not exceeding 90℃ wet / dry environment.

结构
Structure

导体: 多股退火铜, 尺寸为AWG14, 12, 10 (XHHW-2类)
绝缘: 阻燃防潮交联聚乙烯 (FRXLPE)
护套: 阻燃，防潮，耐日光聚氯乙烯 (LSOH材料可选)
颜色:黑色，其他可选

Conductor: Multiple annealed copper, AWG 14,12, 10 (XHHW-2)
Insulation: flame-retardant, moisture-proof, crosslinked polyethylene (FRXLPE)
Sheath: Flame retardant, moisture-resistant, PVC (LSOH material optional)
Color: Black, other optional

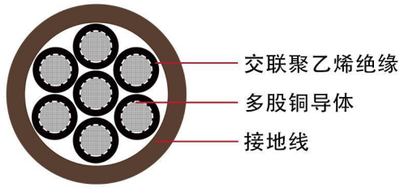

CPE sheath
cross linked polyethylene insulated
Multiple copper conductors
ground lead

标准及认证
Standards and certification

▶ UL 1277 - 电力和控制托盘电缆	UL 1277-Power and control tray cable
▶ UL 1581 - 电缆，软线缆.	UL 1581-Cable, flexible cable.
▶ ICEA S-58-679 - 控制缆导体分类方法1，表2	ICEA S-58-679-Classification method of control cable conductors 1, Table 2
▶ UL 1685 - UL 火焰暴露试验 (70,000 Btu/hr).	UL 1685-UL Flame Exposure Test (70,000 Btu / hr).
▶ ICEA T-29-520 - 电缆垂直燃烧火焰测试(210,000 Btu/hr).	ICEA T-29-520-Cable Vertical Burn Flame Test (210,000 Btu / hr).
▶ IEEE 1202 -工商业应用中安装在电缆盘电缆的火焰测试(70,000 Btu/hr)	IEEE 1202-Flame test in industrial and commercial applications (70,000 Btu / hr)
▶ ICEA S-95-658 (NEMA WC 70)	ICEA S-95-658 (NEMA WC 70)
▶ IEEE 383	IEEE 383



芯数 Core number	标称护套厚度 Nominal sheath thickness Inch/mm		标称电缆外径 Nominal cable outer diameter Inch/mm		标称电缆重量 Nominal cable weight Lbs/kft	kg/km
AWG 14(7股7 Shares)						
2	0.045	1.14	0.349	8.86	63	94
3	0.045	1.14	0.370	9.40	87	129
4	0.045	1.14	0.403	10.24	106	157
5	0.045	1.14	0.440	11.18	125	186
6	0.045	1.14	0.479	12.17	146	218
7	0.045	1.14	0.479	12.17	164	245
8	0.060	1.52	0.549	13.94	201	299
9	0.060	1.52	0.588	14.94	223	332
10	0.060	1.52	0.638	16.21	247	367
12	0.060	1.52	0.659	16.74	285	424
15	0.060	1.52	0.730	18.54	347	517
19	0.060	1.52	0.768	19.51	424	630
20	0.060	1.52	0.808	20.52	446	664
25	0.080	2.03	0.938	23.83	582	866
30	0.080	2.03	0.991	25.17	680	1012
37	0.080	2.03	1.067	27.10	818	1217
AWG 12(7股7 Shares)						
2	0.045	1.14	0.384	9.75	85	127
3	0.045	1.14	0.408	10.36	115	172
4	0.045	1.14	0.445	11.30	147	219
5	0.045	1.14	0.487	1237	171	255
6	0.060	1.52	0.562	14.27	217	323
7	0.060	1.52	0.562	14.27	244	363
8	0.060	1.52	0.607	15.42	275	410
9	0.060	1.52	0.651	16.54	307	457
10	0.060	1.52	0.709	18.01	340	506
12	0.060	1.52	0.732	18.59	396	589
15	0.060	1.52	0.813	20.65	484	721
19	0.080	2.03	0.896	22.76	628	934
20	0.080	2.03	0.942	23.93	661	984
25	0.080	2.03	1.043	26.49	811	1207
30	0.080	2.03	1.104	28.04	953	1418
37	0.080	2.03	1.19	30.23	1152	1714
AWG 10(7股7 Shares)						
2	0.045	1.14	0.431	10.95	116	172
3	0.045	1.14	0.459	11.66	161	239
4	0.045	1.14	0.502	12.75	205	306
5	0.060	1.52	0.581	14.76	260	387
6	0.060	1.52	0.632	16.05	306	455
7	0.060	1.52	0.632	16.05	346	514
8	0.060	1.52	0.685	17.40	392	583
9	0.060	1.52	0.736	18.69	437	651
10	0.060	1.52	0.803	20.40	485	721
12	0.080	2.03	0.870	22.10	599	892
15	0.080	2.03	0.964	24.49	733	1091
19	0.080	2.03	1.014	25.76	901	1340
20	0.080	2.03	1.066	27.08	949	1412
25	0.080	2.03	1.184	30.07	1168	1739
30	0.080	2.03	1.254	31.85	1379	2052
37	0.080	2.03	1.355	34.42	1674	2491

XHHW/CPE, 600V, TC类控制缆
XHHW/CPE, 600V, TC class control cable

应用
Apply

XHHW/CPE, TC类控制缆主要用于需要小直径，阻燃的工业电力/控制电路中。主要通过电缆架，电缆管道 安装，以及有吊索支撑的户外应用。也可直埋，用于1级，2区危险场所和1类控制电路中，3芯/多芯电缆 通过NEC 336.10（TC - ER）暴露运行，用于温度不超过90°C潮湿/干燥的环境中。

XHHW / CPE, TC class control cable is mainly used in the industrial power / control circuit requiring small diameter and flame retardant. Mainly through the cable frame, cable pipe installation, and outdoor applications with sling support. It can also be directly buried, for use in level 1, zone 2 dangerous site and class 1 control circuit, 3-core / multi-core cable is exposed to operation through NEC 336.10 (TC-ER), for use in the temperature not exceeding 90℃ wet / dry environment.

结构
Structure

导体: 多股退火铜, 尺寸为AWG14, 12, 10 (XHHW-2类)
绝缘: 阻燃防潮交联聚乙烯 (FRXLPE)
护套: 阻燃，防潮，耐日光聚氯乙烯 (LSOH材料可选)
颜色:黑色，其他可选

Conductor: Multiple annealed copper, AWG 14,12, 10 (XHHW-2)
Insulation: flame-retardant, moisture-proof, crosslinked polyethylene (FRXLPE)
Sheath: Flame retardant, moisture-resistant, PVC (LSOH material optional)
Color: Black, other optional

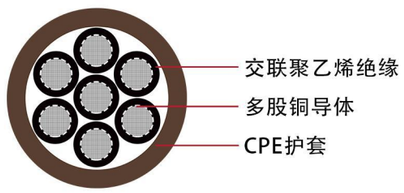

cross linked polyethylene insulated
Multiple copper conductors
CPE sheath

标准及认证
Standards and certification

- UL 1277 - 电力和控制托盘电缆 — UL 1277-Power and control tray cable
- UL 1685 - UL 火焰暴露试验 (70,000 Btu/hr) — UL 1685-UL Flame Exposure Test (70,000 Btu / hr)
- ICEA S-58-679 - 控制缆导体分类方法1，表2 — ICEA S-58-679-Classification method of control cable conductors 1, Table 2
- IEEE 1202 -工商业应用中安装在电缆盘电缆的火焰测试(70,000 Btu/hr) — IEEE 1202-Flame test in industrial and commercial applications (70,000 Btu / hr)



电缆参数
cable parameters

芯数 Core number	标称护套厚度 Nominal sheath thickness Inch/mm		标称电缆外径 Nominal cable outer diameter Inch/mm		标称电缆重量 Nominal cable weight Lbs/kft kg/km	
AWG 14(7股7 Shares)						
2	0.045	1.14	0.349	8.86	62	92
3	0.045	1.14	0.370	9.40	85	127
4	0.045	1.14	0.403	10.24	104	155
5	0.045	1.14	0.440	11.18	123	183
7	0.045	1.14	0.479	12.17	163	242
9	0.060	1.52	0.588	14.94	220	327
12	0.060	1.52	0.659	16.74	282	419
15	0.060	1.52	0.730	18.54	343	511
19	0.060	1.52	0.768	19.51	420	624
25	0.080	2.03	0.938	23.83	576	857
37	0.080	2.03	1.067	27.10	811	1206
AWG 12(7股7 Shares)						
2	0.045	1.14	0.384	9.75	84	125
3	0.045	1.14	0.408	10.36	114	169
4	0.045	1.14	0.445	11.30	145	216
5	0.045	1.14	0.487	12.37	170	252
7	0.060	1.52	0.562	14.27	241	358
9	0.060	1.52	0.651	16.54	303	452
12	0.060	1.52	0.732	18.59	392	583
15	0.060	1.52	0.813	20.65	480	714
19	0.080	2.03	0.896	22.76	622	925
25	0.080	2.03	1.043	26.49	804	1196
37	0.080	2.03	1.190	30.23	1144	1702
AWG 10(7股7 Shares)						
2	0.045	1.14	0.431	10.95	114	170
3	0.045	1.14	0.459	11.66	159	236
4	0.045	1.14	0.502	12.75	204	303
5	0.060	1.52	0.581	14.76	257	382
7	0.060	1.52	0.632	16.05	342	510
9	0.060	1.52	0.736	18.69	433	645
12	0.080	2.03	0.870	22.10	593	883
15	0.080	2.03	0.964	24.49	726	1081

日日红电缆
RIRIHONG CABLE

应用
Apply

XHHWXLPO，TC类控制缆主要用于需要小直径，阻燃的工业电力/控制电路中。主要通过电缆架，电缆管道 安装，以及有吊索支撑的户外应用。也可直埋，用于1级，2区危险场所和1类控制电路中，3芯/多芯电缆 通过NEC 336.10（TC - ER）暴露运行，用于温度不超过90°C潮湿/干燥的环境中。

XHHWXLPO, TC control cables are mainly used in industrial power / control circuits that require small diameter and flame retardant. Mainly through the cable frame, cable pipe installation, and outdoor applications with sling support. It can also be directly buried, for use in level 1, zone 2 dangerous site and class 1 control circuit, 3-core / multi-core cable exposed to operation through NEC 336.10 (TC-ER), for use in the temperature not exceeding 90℃ wet / dry environment.

结构
Structure

导体: 多股退火铜, 尺寸为AWG14, 12, 10 (XHHW-2类)
绝缘: 阻燃防潮交联聚乙烯 (FRXLPE)
护套: 阻燃，防潮，耐日光聚氯乙烯 (LSOH材料可选)
颜色:黑色，其他可选

Conductor: Multiple annealed copper, AWG 14,12, 10 (XHHW-2)
Insulation: flame-retardant, moisture-proof, crosslinked polyethylene (FRXLPE)
Sheath: Flame retardant, moisture-resistant, PVC (LSOH material optional)
Color: Black, other optional

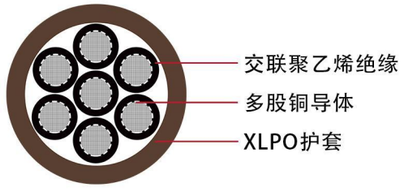

cross linked polyethylene insulated
Multiple copper conductors
XLPO sheath

标准及认证
Standards and certification

▶ UL 1277 - 电力和控制托盘电缆.	UL 1277-Power and control tray cable.
▶ UL 1581 - 电缆，软线缆	UL 1581-Cable, flexible cable
▶ ICEA S-58-679 方法1	ICEA S-58-679 Method 1
▶ UL 1685 - UL 火焰暴露试验 (70,000 Btu/hr).	UL 1685-UL Flame Exposure Test (70,000 Btu / hr).
▶ ICEA T-29-520 - 电缆垂直燃烧火焰测试(210,000 Btu/hr).	ICEA T-29-520-Cable Vertical Burn Flame Test (210,000 Btu / hr).
▶ IEEE 1202 -工商业应用中安装在电缆盘电缆的火焰测试(70,000 Btu/hr)	IEEE 1202-Flame test in industrial and commercial applications (70,000 Btu / hr)
▶ ICEA S-95-658 (NEMA WC 70) RoHS	ICEA S-95-658 (NEMA WC 70) RoHS



芯数 Core number	标称护套厚度 Nominal sheath thickness Inch/mm		标称电缆外径 Nominal cable outer diameter Inch/mm		标称电缆重量 Nominal cable weight Lbs/kft kg/km	
AWG 14(7股7 Shares)						
2	0.045	1.14	0.349	8.86	63	94
3	0.045	1.14	0.370	9.40	87	129
4	0.045	1.14	0.403	10.24	106	157
5	0.045	1.14	0.440	11.18	125	186
6	0.045	1.14	0.479	12.17	146	218
7	0.045	1.14	0.479	12.17	164	245
8	0.060	1.52	0.549	13.94	201	299
9	0.060	1.52	0.588	14.94	223	332
10	0.060	1.52	0.638	16.21	247	367
12	0.060	1.52	0.659	16.74	285	424
15	0.060	1.52	0.730	18.54	347	517
19	0.060	1.52	0.768	19.51	424	630
20	0.060	1.52	0.808	20.52	446	664
25	0.080	2.03	0.938	23.83	582	866
30	0.080	2.03	0.991	25.17	680	1012
37	0.080	2.03	1.067	27.10	818	1217
AWG 12(7股7 Shares)						
2	0.045	1.14	0.384	9.75	85	127
3	0.045	1.14	0.408	10.36	115	172
4	0.045	1.14	0.445	11.30	147	219
5	0.045	1.14	0.487	12.37	171	255
6	0.060	1.52	0.562	14.27	217	323
7	0.060	1.52	0.562	14.27	244	363
8	0.060	1.52	0.607	15.42	275	410
9	0.060	1.52	0.651	16.54	307	457
10	0.060	1.52	0.709	18.01	340	506
12	0.060	1.52	0.732	18.59	396	589
15	0.060	1.52	0.813	20.65	484	721
19	0.080	2.03	0.896	22.76	628	934
20	0.080	2.03	0.942	23.93	661	984
25	0.080	2.03	1.043	26.49	811	1207
30	0.080	2.03	1.104	28.04	953	1418
37	0.080	2.03	1.190	30.23	1152	1714
AWG 10(7股7 Shares)						
2	0.045	1.14	0.431	10.95	116	172
3	0.045	1.14	0.459	11.66	161	239
4	0.045	1.14	0.502	12.75	205	306
5	0.060	1.52	0.581	14.76	260	387
6	0.060	1.52	0.632	16.05	306	455
7	0.060	1.52	0.632	16.05	346	514
8	0.060	1.52	0.685	17.40	392	583
9	0.060	1.52	0.736	18.69	437	651
10	0.060	1.52	0.803	20.40	485	721
12	0.080	2.03	0.870	22.10	599	892
15	0.080	2.03	0.964	24.49	733	1091
19	0.080	2.03	1.014	25.76	901	1340
20	0.080	2.03	1.066	27.08	949	1412
25	0.080	2.03	1.184	30.07	1168	1739
30	0.080	2.03	1.254	31.85	1379	2052
37	0.080	2.03	1.355	34.42	1674	2491

XHHW-2, 铝带铠装, 600V, MC类
XHHW-2, Aluminum belt armor, 600V, MC class

应用
Apply

XHHW/CPE, TC类控制缆主要用于需要小直径，阻燃的工业电力/控制电路中。主要通过电缆架，电缆管道 安装，以及有吊索支撑的户外应用。也可直埋，用于1级，2区危险场所和1类控制电路中，3芯/多芯电缆 通过NEC 336.10（TC - ER）暴露运行，用于温度不超过90°C潮湿/干燥的环境中。

XHHW / CPE, TC class control cable is mainly used in the industrial power / control circuit requiring small diameter and flame retardant. Mainly through the cable frame, cable pipe installation, and outdoor applications with sling support. It can also be directly buried, for use in level 1, zone 2 dangerous site and class 1 control circuit, 3-core / multi-core cable is exposed to operation through NEC 336.10 (TC-ER), for use in the temperature not exceeding 90℃ wet / dry environment.

结构
Structure

导体:紧实型同心多股铜导体B类，遵循ASTM B3，B8以及ICEA

绝缘:阻燃防潮交联聚乙烯 (FRXLPE).

接地线:紧实型同心多股铜导体B类，遵循ASTM B3，B8

成缆方式:绝缘导体间充满填充，间隙间加接地线，再由粘合带绕包.

铠装:搭接型铝带铠装

护套:阻燃，耐日光PVC (CPE/LSOH材料可选)

颜色:黑色，其他颜色可选

electric conductor: Tight concentric multiple copper conductor class B, following ASTM B3, B8 as well as ICEA

insulation: Flame-retardant and moisture-proof, crosslinked polyethylene (FRXLPE).

ground lead: Tight concentric multiple copper conductor class B, following ASTM B3, B8 Cable forming method: The insulating conductors are filled, with grounding wire between the gaps, and then wrapped by adhesive tape.

armour: lap aluminum strip armor

sheath: Flame-retardant, solar-resistant PVC (CPE / LSOH material optional)

Color: Black, and other colors are available

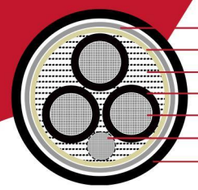

Aluminum belt armor
adhesive tape
Filling
cross linked polyethylene insulated
Class B compact copper conductor
ground lead
PVC sheath

标准及认证
Standards and certification

- ▶ UL 44 - 热固性材料绝缘线缆 — UL 44-Thermosetting material insulation
- ▶ UL 1569 - 包覆金属电缆 — cable
- ▶ IEEE 1202 -工商业应用中安装在电缆盘 — UL 1569-clad metal cable; IEEE 1202-Flame test in industrial and commercial applications (70,000 Btu / hr)
- ▶ 电缆的火焰测试(70,000 Btu/hr)
- ▶ ICEA T-29-520 - 电缆垂直燃烧火焰测试s (210,000 Btu/hr) — ICEA T-29-520-Cable Vertical Burn Flame Test s (210,000 Btu / hr)
- ▶ ICEA S-95-658 (NEMA WC 70) 结构要求 — ICEA S-95-658 (NEMA WC 70) Structure requirements



电缆参数
cable parameters

线规 wire gage	导体 electric conductor Inch/mm		标称 绝缘厚度 nominal insulation thickness Inch/mm		标称 绝缘外径 nominal Insulation outer diameter Inch/mm		接地线线规 Ground line gauge	成缆直径 Cable diameter Inch/mm		铠装外径 Armor outer diameter Inch/mm		标称 护套厚度 nominal Cover thickness Inch/mm		标称 电缆外径 nominal outside diameter of cable Inch/mm		标称 电缆重量 nominal Cable weight Lbs/kft kg/km	
3芯3 core																	
8	0.139	3.53	0.045	1.14	0.232	5.89	10	0.510	12.95	0.720	18.29	0.050	1.27	0.820	20.83	405	603
6	0.174	4.42	0.045	1.14	0.267	6.78	8	0.586	14.88	0.796	20.22	0.050	1.27	0.896	22.76	550	819
4	0.221	5.61	0.045	1.14	0.314	7.98	8	0.685	17.40	0.895	22.73	0.050	1.27	0.995	25.27	727	1082
2	0.277	7.04	0.045	1.14	0.370	9.40	6	0.808	20.52	1.018	25.86	0.050	1.27	1.118	28.40	1048	1560
1	0.322	8.18	0.055	1.40	0.435	11.05	6	0.948	24.08	1.158	29.41	0.050	1.27	1.258	31.95	1269	1888
1/00	0.362	9.19	0.055	1.40	0.475	12.07	6	1.034	26.26	1.244	31.60	0.050	1.27	1.344	34.14	1533	2281
2/00	0.405	10.29	0.055	1.40	0.518	13.16	6	1.127	28.63	1.337	33.96	0.050	1.27	1.437	36.50	1823	2713
3/00	0.454	11.53	0.055	1.40	0.567	14.40	4	1.233	31.32	1.443	36.65	0.050	1.27	1.543	39.19	2262	3366
4/00	0.510	12.95	0.055	1.40	0.623	15.82	4	1.354	34.39	1.664	42.27	0.060	1.52	1.784	45.31	2814	4187
250	0.558	14.17	0.065	1.65	0.691	17.55	4	1.501	38.13	1.811	46.00	0.060	1.52	1.931	49.05	3275	4874
350	0.661	16.79	0.065	1.65	0.794	20.17	3	1.723	43.76	2.033	51.64	0.060	1.52	2.153	54.69	4396	6542
500	0.790	20.07	0.065	1.65	0.923	23.44	2	2.002	50.85	2.312	58.72	0.075	1.91	2.462	62.53	6104	9083
750	0.968	24.59	0.080	2.03	1.131	28.73	1	2.455	62.36	2.765	70.23	0.075	1.91	2.915	74.04	8860	13184
4芯4 Core																	
250	0.558	14.17	0.065	1.65	0.691	17.55	4	1.676	42.57	1.986	50.44	0.060	1.52	2.106	53.49	4204	6255
350	0.661	16.79	0.065	1.65	0.794	20.17	3	1.925	48.90	2.235	56.77	0.060	1.52	2.355	59.82	5647	8402
500	0.790	20.07	0.065	1.65	0.923	23.44	2	2.240	56.90	2.550	64.77	0.075	1.91	2.700	68.58	7857	11691

XHHW-2, 镀锌钢带铠装MC类
XHHW-2, Galvanized steel with armor, 600V, MC class

日日红电缆 RIRIHONG CABLE

应用
Apply

600伏特MC类电缆可架空安装，直接埋设，敷设于金属架，电缆架，槽或连续刚性电缆支架上。UL规定的 MC类要求，用于电缆导体连续工作温度为90°在潮湿/干燥的环境中。

The 600-volt MC class cable can be installed overhead, buried directly, and laid on the metal frame, cable frame, trough or continuous rigid cable support. MC class requirements specified by UL for cable conductor continuous operating temperature of 90℃ in a wet / dry environment.

结构
Structure

导体:紧实型同心多股铜导体B类，遵循ASTM B3，B8以及ICEA

绝缘:阻燃防潮交联聚乙烯 (FRXLPE)

接地线:紧实型同心多股铜导体B类，遵循ASTM B3，B8

成缆方式:绝缘导体间充满填充，间隙间加接地线，再由粘合带绕包

铠装:搭接型镀锌钢带铠装

护套:阻燃，耐日光PVC (CPE/LSOH材料可选)

颜色:黑色，其他颜色可选

Electric conductor: Tight concentric multiple copper conductor class B, following ASTM B3, B8 as well as ICEA

Insulation: Flame-retardant, moisture-proof, crosslinked polyethylene (FRXLPE)

ground lead: Tight concentric multiple copper conductor class B, following ASTM B3, B8

Cable forming method: The insulating conductors are filled, with grounding wire between the gaps, and then wrapped by adhesive tape

Armour: Llap galvanized steel strip armor

Aheath: Flame-retardant, solar-resistant PVC (CPE / LSOH material optional)

Color: Black, and other colors are availablel)

Color: Black, other optional

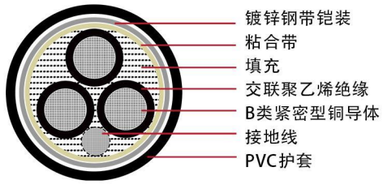

Galvanized steel with armor
adhesive tape；self adhesive tape
Filling
cross linked polyethylene insulated
Class B compact copper conductor
ground lead
PVC sheath

标准及认证
Standards and certification

- UL 44 - 热固性材料绝缘线缆
- UL 1569 - 包覆金属电缆
- IEEE 1202 -工商业应用中安装在电缆盘电缆的火焰测试(70,000 Btu/hr)
- ICEA T-29-520 - 电缆垂直燃烧火焰测试s (210,000 Btu/hr)
- ICEA S-95-658 (NEMA WC 70) 结构要求

UL 44-Thermosetting material insulation cable

UL 1569-clad metal cable

IEEE 1202-Flame test in industrial and commercial applications (70,000 Btu / hr)

ICEA T-29-520-Cable Vertical Burn Flame Test s (210,000 Btu / hr)

ICEA S-95-658 (NEMA WC 70) Structure requirements

电缆参数
cable parameters

线规 wire gage	导体 electric conductor Inch/mm		标称绝缘厚度 nominal insulation thickness Inch/mm		标称绝缘外径 nominal Insulation outer diameter nch/mm		接地线线规 Ground line gauge	成缆直径 Cable diameter Inch/mm		铠装外径 Armor outer diameter nch/mm		标称护套厚度 nominal Cover thickness Inch/mm		标称电缆外径 nominal outside diameter of cable Inch/mm		标称电缆重量 nominal Cable weight Lbs/kft kg/km	
3芯																	
8**	0. 139	3. 53	0. 045	1. 14	0. 232	5. 89	10	0. 510	2. 95	0. 720	18. 29	0. 050	1. 27	0. 820	20. 83	511	761
6**	0. 174	4. 42	0. 045	1. 14	0. 267	6. 78	8	0. 586	14. 88	0. 796	20. 22	0. 050	1. 27	0. 896	22. 76	671	999
4	0. 221	5. 61	0. 045	1. 14	0. 314	7. 98	8	0. 685	7. 40	0. 895	22. 73	0. 050	1. 27	0. 995	25. 27	867	1290
2	0. 277	7. 04	0. 045	1. 14	0. 370	9. 40	6	0. 808	20. 52	1. 018	25. 86	0. 050	1. 27	1. 118	28. 40	1211	1802
1	0. 322	8. 18	0. 055	1. 40	0. 435	11. 05	6	0. 948	24. 08	. 158	29. 41	0. 050	1. 27	1. 258	31. 95	1458	2170
1/0	0. 362	9. 19	0. 055	1. 40	0. 475	12. 07	6	1. 034	26. 26	1. 244	31. 60	0. 050	1. 27	1. 344	34. 14	1738	2586
2/0	0. 405	10. 29	0. 055	1. 40	0. 518	3. 16	6	1. 127	28. 63	1. 337	33. 96	0. 050	1. 27	1. 437	36. 50	2046	3044
3/0	0. 454	11. 53	0. 055	1. 40	0. 567	14. 40	4	1. 233	31. 32	1. 443	36. 65	0. 050	1. 27	1. 543	39. 19	2504	3727
4/0	0. 510	12. 95	0. 055	1. 40	0. 623	15. 82	4	1. 354	34. 39	1. 564	39. 73	0. 060	1. 52	1. 684	42. 77	3131	4659
250	0. 558	4. 17	0. 065	1. 65	0. 691	17. 55	4	1. 501	38. 13	1. 711	43. 46	0. 060	1. 52	1. 831	46. 51	3627	5397
350	0. 661	16. 79	0. 065	1. 65	0. 794	20. 17	3	1. 723	43. 76	1. 933	49. 10	0. 060	1. 52	2. 053	52. 15	4800	7142
500	0. 790	20. 07	0. 065	1. 65	0. 923	23. 44	2	2. 002	50. 85	2. 212	56. 18	0. 060	1. 52	2. 332	59. 23	6505	9679

RHH/RHW-2, 600V, 电力缆,CT级
RHH/RHW-2, 600V,Power cable, CT level

日日红电缆 RIRIHONG CABLE

应用
Apply

RHH/RHW-2/USE-2电缆用于NEC®指定使用的管道/电缆架安装。当用作USE-2类使用时，作为地下引入电 缆，直埋，导体温度不得超过90℃,RHH/RHW-2类使用时，用于温度不超过90°C潮湿/干燥的环境中。此 电缆的额定电压是600V。

The RHH / RHW-2 / USE-2 cable is used for the installation of pipe / cable racks specified by NEC ®. When used as USE-2, as underground introduction cable, directly buried, conductor temperature not exceeding 90℃, RHH / RHW-2, used in the temperature not exceeding 90℃ wet / dry environment. The rated voltage of this cable is 600V.

结构
Structure

导体: 多股退火软铜丝
绝缘: 阻燃，耐磨，防潮，耐热交联聚乙烯 (FRXLPE)
颜色:黑色，其他可选

Conductor: multiple strands of annealed soft copper wire
Insulation: flame retardant, wear-resistant, moisture-proof, heat-resistant crosslinked polyethylene (FRXLPE)
Color: black, other optional



Multiple copper conductors

cross linked polyethylene insulated

标准及认证
Standards and certification

▶ UL 44 - 热固性材料绝缘线缆	UL 44-Thermosetting material insulation cable
▶ UL 1581 - UL 火焰暴露试验 (VW-1)	UL 1581-UL Flame Exposure Test (VW-1)
▶ UL 854 - 入户引入线.	UL 854-Entry line.
▶ UL 1685 - UL 火焰暴露试验	UL 1685-UL flame exposure test
▶ ICEA S-95-658 (NEMA WC70)	ICEA S-95-658 (NEMA WC70)
▶ IEEE 1202/FT4 - 工商业应用中安装在电缆盘电缆(线规4/0及以上)的火焰测试 (70,000 Btu/hr)	IEEE 1202 / FT4-Flame test for cable tray cables (gauge 4 / 0 and above) (70,000 Btu / hr)
▶ ICEA S-95-658 (NEMA WC 70) 结构要求	ICEA S-95-658 (NEMA WC 70) Structure requirements

电缆参数
cable parameters

线规 wire gage	股数 number of piles	导体直径 conductor diameter Inch/mm		标称绝缘厚度 Nominal insulation thickness Inch/mm		标称电缆外径 Nominal cable outer diameter Inch/mm		标称铜的重量The weight of nominal copper Lbs/kft kg/km		标称电缆重量 Nominal cable weight Lbs/kft kg/km	
14	7	0.07	1.78	0.045	1.14	0.17	4.32	13	19	24	QA
12	7	0.09	2.29	0.045	1.14	0.19	4.83	20	30	33	49
10	7	0.12	3.05	0.045	1.14	0.21	5.33	32	48	48	71
8	7	0.15	3.81	0.060	1.52	0.27	6.86	50	75	78	116
6	7	0.18	4.57	0.060	1.52	0.31	7.87	81	121	114	170
4	7	0.23	5.84	0.060	1.52	0.36	9.14	129	192	169	252
2	7	0.29	7.37	0.060	1.52	0.42	10.67	205	305	254	378
1/0	19	0.37	9.40	0.080	2.03	0.53	13.46	326	485	403	600
2/0	19	0.41	10.41	0.080	2.03	0.58	14.73	411	612	501	746
4/0	19	0.52	13.21	0.080	2.03	0.69	17.53	653	972	760	1131
250	37	0.56	14.22	0.095	2.41	0.77	19.56	772	1149	906	1349
350	37	0.67	17.02	0.095	2.41	0.87	22.10	1081	1609	1237	1841
500	37	0.80	20.32	0.095	2.41	1.00	25.40	1542	2295	1730	2575
750	61	0.98	24.89	0.110	2.79	1.22	30.99	2316	3447	2576	3834
1000	61	1.13	28.70	0.110	2.79	1.37	34.80	3086	4593	3405	5068

RHH/RHW,铜导体, 2000V
RHH/RHW,copper conductor, 2000V

应用
Apply

RHH，RHW -2类铜线缆主要通过沟壑，管道等布线，通常用于住宅，工业，及商业楼宇的配电，服务，馈 线和分支电路接线。

RHH, RHW-2 copper cables are mainly wired through ravines, pipes, and are usually used for distribution, service, feeder and branch circuits in residential, industrial, and commercial buildings.

结构
Structure

导体: 多股退火铜

绝缘:阻燃，耐磨，防潮，耐热交联聚乙烯 (FRXLPE)

颜色: 黑色，其他颜色可选

Conductor: multiple strands of annealed soft copper wire

Insulation: flame retardant, wear-resistant, moisture-proof, heat-resistant crosslinked polyethylene (FRXLPE)

Color: black, other optional



多股铜导体

交联聚乙烯绝缘

Multiple copper conductors

cross linked polyethylene insulated



标准及认证
Standards and certification

- UL 44 - 热固性材料绝缘线缆
- UL 854 - 入户引入线
- ICEA S-95-658 (NEMA WC 70)

UL 44-Thermosetting material insulation cable

UL 854-Entry line

ICEA S-95-658 (NEMA WC 70)

电缆参数
cable parameters

线规 wire gage	股数 number of piles	标称绝缘厚度 Nominal insulation thickness Inch/mm		标称电缆外径 Nominal cable outer diameter Inch/mm		标称电缆重量 Nominal cable weight Lbs/kft kg/km	
14	7	0.060	1.52	0.193	4.90	25	37
12	7	0.060	1.52	0.212	5.38	34	51
10	7	0.060	1.52	0.236	5.99	48	71
8	7	0.070	1.78	0.286	7.26	73	109
6	7	0.070	1.78	0.324	8.23	106	158
4	7	0.070	1.78	0.372	9.45	158	235
3	7	0.070	1.78	0.4	10.16	195	290
2	7	0.070	1.78	0.432	10.97	240	357
1	19	0.090	2.29	0.501	12.73	310	461
1/00	19	0.090	2.29	0.54	13.72	382	568
2/00	19	0.090	2.29	0.584	14.83	472	702
3/00	19	0.090	2.29	0.634	16.10	586	872
4/00	19	0.090	2.29	0.69	17.53	728	1083
250	37	0.105	2.67	0.785	19.94	871	1296
300	37	0.105	2.67	0.839	21.31	1,033	1537
350	37	0.105	2.67	0.891	22.63	1,195	1778
400	37	0.105	2.67	0.938	23.83	1,357	2019
500	37	0.105	2.67	1.023	25.98	1,677	2495
600	61	0.120	3.05	1.131	28.73	2,021	3007
750	61	0.120	3.05	1.238	31.45	2,501	3721

RHH/RHW-2, 铝导体,2000V
RHH/RHW-2, Aluminum conductor,2000V

日日红电缆 RIRIHONG CABLE

应用
Apply

RHH，RHW- 2类铜线缆，用于从风力发电塔的基底到升压器通过导管连接，以及需要卓越的绝缘韧性和耐 化学性的工业环境中。用于温度不超过90°C潮湿/干燥的环境中。

RHH, RHW-2 copper cables, are used from the base of the wind tower to the booster through a catheter, and in industrial environments that require excellent insulation toughness and chemical resistance. Used in wet / dry environments with a temperature not exceeding 90 ℃.

结构
Structure

导体: 多股紧实型铝导体(AA-8000系列)
绝缘: 阻燃交联聚乙烯 (XLPE)
颜色: 黑色，其他颜色可选

Conductor: Multiple compact aluminum conductor (AA-8000 series)
Insulation: flame retardant crosslinked polyethylene (XLPE)
Color: Black, and other colors are available



多股紧密型铝导体 Multiple compact aluminum conductor
交联聚乙烯绝缘 cross linked polyethylene insulated

标准及认证
Standards and certification

- 国家电气规范(NEC) National Electrical Code (NEC)
- UL 44 热固性材料绝缘电缆 UL 44 thermosetting material insulated cable
- ICEA S-95-685/NEMA WC70 ICEA S-95-685/NEMA WC70
- RHH/RHW-2遵循的UL标准 The UL standards followed by the RHH / RHW-2
- OSHA OSHA

电缆参数
cable parameters

线规 wire gage	股数 number of piles	导体直径 conductor diameter Inch/mm		标称绝缘厚度 Nominal insulation thickness Inch/mm		标称电缆外径 Nominal cable outer diameter Inch/mm		铝的重量 The weight of aluminum Lbs/kft kg/km		标称电缆重量 Nominal cable weight Lbs/kft kg/km	
8	7	0.134	3.40	0.070	1.78	0.285	7.20	15.49	23.05	38.15	56.78
6	7	0.169	4.29	0.070	1.78	0.320	8.10	24.60	36.61	51.08	76.01
4	7	0.213	5.41	0.070	1.78	0.360	9.10	40.20	59.82	71.50	106.40
2	2	0.268	6.81	0.070	1.78	0.420	10.70	62.40	92.86	100.10	148.96
1	18	0.301	7.65	0.090	2.29	0.495	12.60	77.81	115.79	133.76	199.05
1/00	18	0.339	8.61	0.090	2.29	0.530	13.50	100.12	148.99	160.82	239.32
2/00	15	0.379	9.63	0.090	2.29	0.580	14.70	123.90	184.38	191.50	284.97
3/00	18	0.426	10.82	0.090	2.29	0.615	15.60	156.22	232.47	228.68	340.30
4/00	18	0.476	12.09	0.090	2.29	0.665	16.90	201.40	299.70	281.10	418.31
250	35	0.524	13.31	0.105	2.70	0.745	18.90	233.50	347.47	336.15	500.23
350	35	0.619	15.72	0.105	2.70	0.840	21.30	330.90	492.41	448.90	668.00
500	35	0.740	18.80	0.105	2.70	0.960	24.40	467.10	695.09	604.77	899.96
600	58	0.820	20.83	0.105	2.70	1.040	26.40	559.50	832.59	710.14	1056.76
750	58	0.910	23.11	0.120	3.05	1.175	29.90	700.50	1042.41	901.20	1341.08
1000	58	1.060	26.92	0.120	3.05	1.325	33.70	939.00	1397.33	1168.00	1738.10

日日红电缆
RIRIHONG CABLE

应用
Apply

600伏，EPR / XLPO，RHH/RHW-2/USE-2类电缆适用于公交系统，需要柔软，耐火，低烟的工业应用中， 可通过电缆架/电缆管道安装在潮湿/干燥的环境（包括AWG8及以上的直埋），正常工作状态下，导体连 续工作温度不得超过90°C，紧急载荷条件下导体温度可达130 °C，回路条件下可达250° C。

600 V, EPR / XLPO, RHH / RHW-2 / USE-2 cables are suitable for bus system, requiring soft, fire resistant, low smoke industrial applications, can be installed in wet / dry environment through cable frame / cable pipe (including AWG 8 and above) under normal working condition, the continuous operating temperature of conductor shall not exceed 90 C, the conductor temperature can reach 130 C under emergency load conditions and up to 250℃ under loop conditions.

结构
Structure

导体: 紧实型同心多股铜导体B类，遵循ASTM B3，B8以及ICEA

绝缘: 防潮，防油，耐酸碱EPR (乙丙橡胶)绝缘

护套: 阻燃，防潮，耐日光XLPO

颜色: 黑色，其他颜色可选

Conductor: compact concentric multiple copper conductor class B, following ASTM B3, B8 and ICEA
Insulation: moisture-proof, oil-proof, acid and alkali-resistant EPR (ethylene propylene rubber) insulation
Cover: flame-retardant, moisture-proof, sunlight-resistant XLPO
Color: Black, and other colors are available



Multiple compact solid copper conductor
EPR insulation
XLPO sheath

标准及认证
Standards and certification

- UL 44 - 热固性材料绝缘线缆 — UL 44-Thermosetting material insulation cable
- UL 1581 - UL 火焰暴露试验 (VW-1) — UL 1581-UL Flame Exposure Test (VW-1)
- UL 1685 - UL 火焰暴露试验 — UL 1685-UL flame exposure test
- ICEA S-68-516 (NEMA WC8) — ICEA S-68-516 (NEMA WC8)
- RoHS — RoHS

电缆参数
cable parameters

线规 wire gage	股数 number of piles	标称绝缘厚度 Nominal insulation thickness Inch/mm		标称护套厚度 Nominal sheath thickness Inch/mm		标称电缆外径 Nominal cable outer diameter Inch/mm		标称电缆重量 Nominal cable weight Lbs/kft kg/km	
2	7	0.045	1.14	0.030	0.76	0.445	11.3	250	372
1	19	0.055	1.40	0.045	1.14	0.524	13.3	335	499
1/00	19	0.055	1.40	0.045	1.14	0.563	14.3	410	610
2/00	19	0.055	1.40	0.045	1.14	0.607	15.4	503	749
3/00	19	0.055	1.40	0.045	1.14	0.657	16.7	673	921
4/00	19	0.055	1.40	0.045	1.14	0.713	18.1	764	1137
250	37	0.065	1.65	0.065	1.65	0.838	21.3	940	1399
350	37	0.065	1.65	0.065	1.65	0.944	24.0	1274	1896
500	37	0.065	1.65	0.065	1.65	1.076	27.3	1769	2633
750	61	0.080	2.03	0.065	1.65	1.291	32.8	2616	3893
1000	61	0.080	2.03	0.065	1.65	1.445	36.7	3428	5101

RHH/RHW-2/USE-2, 600V,EPR / CSPE

日日红电缆 RIRIHONG CABLE

应用
Apply

这些电缆是用于照明和电力应用。适用于在导体温度不超过90℃潮湿和干燥的环境中，电压不超过600伏 的电路中，可通过沟壑，电缆管道，电缆架安装，也可直埋和架空安装。尺寸1/ 0 AWG及以上可安装在 电缆架上。

These cables are used for lighting and power applications. Suitable for the conductor temperature is not more than 90℃ wet and dry environment, the voltage is not more than 600 volts, can be installed by gully, cable pipe, cable frame, or directly buried and overhead installation. Size 1 / 0 AWG and above can be installed on the cable rack

结构
Structure

导体: 多股退火软铜导体B类，遵循AS TM B33，B8以及ICEA

隔离带(可选): 一条不透明的隔离带位于导体外方便剥离.

绝缘: 乙丙橡胶 (EPR).

护套: 重载，防油氯磺化聚乙烯(CSPE); VW-1级

颜色: 黑色，其他颜色可选

Conductor: multiple annealed soft copper conductor class B, following ASTM B33, B8 and ICEA

Isolation (optional): An opaque isolation is located outside the conductor for easy dissection.

Insulation: ethylene propylene rubber (EPR).

Sheath: heavy duty, anti-oil chloride-sulfated \polyethylene (CSPE); VW-1 class

Color: Black, and other colors are available



isolation belt
Multiple-plated copper conductor
EPR insulation
CSPE sheath

标准及认证
Standards and certification

- UL 44 - 热固性材料绝缘线缆
- UL 854 - 入户引入线
- ICEA S-95-658 (NEMA WC 70)
- IEEE 383 -火焰测试(70,000 BTU/hr)

UL 44-Thermosetting material insulation cable
UL 854-Entry line
ICEA S-95-658 (NEMA WC 70)
IEEE 383-Flame Test (70,000 BTU / hr)

电缆参数
cable parameters

线规 wire gage	股数 number of piles	标称绝缘厚度 Nominal insulation thickness Inch/mm		标称护套厚度 Nominal sheath thickness Inch/mm		标称电缆外径 Nominal cable outer diameter Inch/mm		标称电缆重量Nominal cable weight Lbs/kft kg/km	
14	7	0.030	0.76	0.015	0.38	0.175	4.45	25	37
12	7	0.030	0.76	0.015	0.38	0.190	4.83	33	49
10	7	0.030	0.76	0.015	0.38	0.215	5.46	47	70
8	7	0.045	1.14	0.015	0.38	0.275	6.99	75	112
6	7	0.045	1.14	0.030	0.76	0.345	8.76	120	179
4	7	0.045	1.14	0.030	0.76	0.395	10.03	176	262
2	7	0.045	1.14	0.030	0.76	0.455	11.56	262	390
1/0	19	0.055	1.40	0.045	1.14	0.585	14.86	420	625
2/0	19	0.055	1.40	0.045	1.14	0.630	16.00	517	769
3/0	19	0.055	1.40	0.045	1.14	0.680	17.27	650	967
4/0	19	0.055	1.40	0.045	1.14	0.740	18.80	779	1159
250	37	0.065	1.65	0.065	1.65	0.845	21.46	952	1416
300	37	0.065	1.65	0.065	1.65	0.900	22.86	1290	1919
350	37	0.065	1.65	0.065	1.65	0.950	24.13	1280	1904
500	37	0.065	1.65	0.065	1.65	1.080	27.43	1770	2633
750	61	0.080	2.03	0.065	1.65	1.290	32.77	2630	3913
1000	61	0.080	2.03	0.065	1.65	1.445	36.70	3440	5118

RHH-RHW, DLO, 600V - 2000V

日日红电缆
RIRIHONG CABLE

应用
Apply

RHH，RHW，DLO (内燃机车电缆)用于柔软，便捷电机和电源线使用。此电缆也适用于柴油 发电机，铁路 和运输车，推土设备，海上钻井平台，储能电池，充电设备的布线和尺寸1/0 AWG及以上，按照NEC管道/ 电缆盘的柔软布线。

RHH, RHW, DLO (diesel locomotive cable) is used for soft, easy use of motor and power cord. This cable is also suitable for diesel generators, railway and transport vehicles, bulldozing equipment, offshore drilling platforms, energy storage batteries, charging equipment wiring and size 1 / 0 AWG and above, soft wiring according to NPEC pipe / cable tray.

结构
Structure

导体: 多股柔软镀锡铜导体
隔离带: 一条不透明的隔离带位于导体外方便剥离.
绝缘: EPR (乙丙橡胶)热固性材料, 90° C.
护套: 重载，防油CPE/CSPE
颜色:黑色，其他可选

Conductor: multiple soft tin-plated copper conductor
Isolation belt: An opaque barrier is located outside the conductor for easy dissection.

Insulation: EPR (propylene) thermosetting material, 90℃.

Sheath: heavy load, oil-proof CPE / CSPE
Color: Black, other optional



isolation belt
Multiple-plated copper conductor
EPR insulation
CSPE sheath

标准及认证
Standards and certification

- ICEA S-75-381, 用于矿井及类似应用环境的便携式和电源馈线电缆 — ICEA S-75-381, portable and power feeder cables for mine use and similar applications
- ASTM B-33, ASTM B-172 & ASTM B-174 — ASTM B-33, ASTM B-172 & ASTM B-174
- UL 44规定的 RHH-RHW特性 — The RHH-RHW characteristics as specified by UL 44
- MSHA — MSHA

电缆参数
cable parameters

线规 wire gage	股数 number of piles	标称绝缘厚度 Nominal insulation thickness mils/mm		标称护套厚度 Nominal sheath thickness mils/mm		标称电缆外径 Nominal cable outer diameter Inch/mm		标称电缆重量 Nominal cable weight Lbs/kft kg/km	
2000V									
14	19	0.045	1.14	0.030	0.76	0.224	5.69	35	52
12	19	0.045	1.14	0.030	0.76	0.244	6.20	45	67
10	27	0.045	1.14	0.030	0.76	0.278	7.06	65	97
8	37	0.060	1.52	0.030	0.76	0.327	8.31	89	132
6	61	0.060	1.52	0.030	0.76	0.387	9.83	130	193
5	91	0.060	1.52	0.030	0.76	0.431	10.95	176	262
4	105	0.060	1.52	0.030	0.76	0.451	11.46	197	293
3	125	0.060	1.52	0.030	0.76	0.475	12.07	227	338
2	150	0.060	1.52	0.030	0.76	0.501	12.73	263	391
1	225	0.080	2.03	0.045	1.14	0.647	16.43	415	617
1/00	275	0.080	2.03	0.045	1.14	0.697	17.70	492	732
2/00	325	0.080	2.03	0.045	1.14	0.734	18.64	564	839
3/00	450	0.080	2.03	0.045	1.14	0.812	20.62	741	1102
4/00	550	0.080	2.03	0.045	1.14	0.867	22.02	881	1311
262.6	650	0.095	2.41	0.065	1.65	0.987	25.07	1089	1620
313.1	775	0.095	2.41	0.065	1.65	1.052	26.72	1268	1887
373.7	925	0.095	2.41	0.065	1.65	1.122	28.50	1479	2200
444.4	1100	0.095	2.41	0.065	1.65	1.197	30.40	1734	2580
535.3	1325	0.110	2.79	0.065	1.65	1.305	33.15	2081	3096
646.4	1600	0.110	2.79	0.065	1.65	1.397	35.48	2461	3661
777.7	1925	0.110	2.79	0.065	1.65	1.487	37.77	2903	4319
929.2	2300	0.110	2.79	0.065	1.65	1.594	40.49	3417	5084
1111	2750	0.125	3.18	0.065	1.65	1.756	44.60	4084	6076
600V									
16	26	0.030	0.76	0.030	0.76	0.180	4.57	25	37
14	41	0.045	1.14	0.030	0.76	0.225	5.72	40	60
12	65	0.045	1.14	0.030	0.76	0.245	6.22	50	74
10	104	0.045	1.14	0.030	0.76	0.270	6.86	70	104

RHH/RHW-2/USE-2,FR-EPR, 600V

日日红电缆
RIRIHONG CABLE

应用
Apply

RHH，RHW，DLO (内燃机车电缆)用于柔软，便捷电机和电源线使用。此电缆也适用于柴油 发电机，铁路 和运输车，推土设备，海上钻井平台，储能电池，充电设备的布线和尺寸1/0 AWG及以上，按照NEC管道/ 电缆盘的柔软布线。

RHH, RHW, DLO (diesel locomotive cable) is used for soft, easy use of motor and power cord. This cable is also suitable for diesel generators, railway and transport vehicles, bulldozing equipment, offshore drilling platforms, energy storage batteries, charging equipment wiring and size 1 / 0 AWG and above, soft wiring according to NPEC pipe / cable tray.

结构
Structure

导体: 多股柔软镀锡铜导体
隔离带: 一条不透明的隔离带位于导体外方便剥离.
绝缘: EPR (乙丙橡胶)热固性材料, 90° C.
护套: 重载，防油CPE/CSPE
颜色:黑色，其他可选

Conductor: multiple soft tin-plated copper conductor
Isolation belt: An opaque barrier is located outside the conductor for easy dissection.

Insulation: EPR (propylene) thermosetting material, 90℃.

Sheath: heavy load, oil-proof CPE / CSPE
Color: Black, other optional

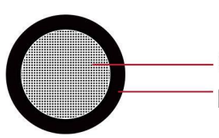

Multiple compact solid copper conductor

Flame-retardant EPR insulation

标准及认证
Standards and certification

▶ 国家电气规范 (NEC)	National Electrical Code (NEC)
▶ UL 44 规定的RHH/RHW-2特性	UL 44 Specified RHH / RHW-2 characteristics
▶ UL 854规定的USE-2特性	UL 854 Specified USE-2 characteristics
▶ ICEA S-95-658/NEMA WC70)	ICEA S-95-658/NEMA WC70)
▶ CT级应用时，1/0 AWG及以上遵循国家电气规范	For CT grade application, 1 / 0 AWG or above follows the national electrical specifications
▶ UL Listed VW-1	UL Listed VW-1
▶ UL 1581 VW-1	UL 1581 VW-1
▶ 1/0 AWG及以上: IEEE 383, IEEE 1202 /CSA FT4, ICEA T-29-520	1 / 0 AWG and above: IEEE 383, IEEE 1202 / CSA FT4, ICEA T-29-520
▶ OSHA	OSHA

电缆参数
cable parameters

线规 wire gage	股数 number of piles	导体直径 conductor diameter Inch/mm		标称绝缘厚度 Nominal insulation thickness Inch/mm		标称电缆外径 Nominal cable outer diameter Inch/mm		标称铜的重量 The weight of nominal copper Lbs/kft kg/km		标称电缆重量 Nominal cable weight Lbs/kft kg/km	
14	7	0.07	1.78	0.045	1.14	0.17	4.32	13	19	24	
12	7	0.09	2.29	0.045	1.14	0.19	4.83	20	30	33	49
10	7	0.12	3.05	0.045	1.14	0.21	5.33	32	48	48	71
8	7	0.15	3.81	0.060	1.52	0.27	6.86	50	75	78	116
6	7	0.18	4.57	0.060	1.52	0.31	7.87	81	121	114	170
4	7	0.23	5.84	0.060	1.52	0.36	9.14	129	192	169	252
2	7	0.29	7.37	0.060	1.52	0.42	10.67	205	305	254	378
1/00	19	0.37	9.40	0.080	2.03	0.53	13.46	326	485	402	598
2/00	19	0.41	10.41	0.080	2.03	0.58	14.73	411	612	500	744
4/00	19	0.52	13.21	0.080	2.03	0.69	17.53	653	972	759	1130
250	37	0.56	14.22	0.095	2.41	0.77	19.56	772	1149	905	1347
350	37	0.67	17.02	0.095	2.41	0.87	22.10	1081	1609	1235	1838
500	37	0.80	20.32	0.095	2.41	1.00	25.40	1542	2295	1728	2572
750	61	0.98	24.89	0.110	2.79	1.22	30.99	2316	3447	2573	3829
1000	61	1.13	28.70	0.110	2.79	1.37	34.80	3086	4593	3402	5063

日日红电缆
RIRIHONG CABLE

应用
Apply

RHH/RHW-2/USE-2，XLPO类电缆主要通过导管，无盖托盘，地下管道和在适当的支持和安装情况下架空应 用，RHH/ RHW类适合安装在管道/沟壑，USE类适合直埋应用，CT类适合安装在电缆架上（1/0 AWG及以 上），此电缆适合用于所有的封闭环境中，如礼堂，舞台和卫生设施等要求更严格的烟雾和毒性排放水 平规范的地方，也广泛应用于商业，工业和公用事业等要求高性能和空间是有限的地方。

RHH / RHW-2 / USE-2, XLPO class cable mainly through catheter, uncovered tray, underground pipes and overhead applications with appropriate support and installation, RHH / RHW class suitable for installation in pipe / gully, USE class for direct buried applications, CT class suitable for installation on cable rack (1 / 0 AWG and above), this cable is suitable for all closed environments, such as auditorium, stage and sanitation requirements of stricter smoke and toxic emission standards, and also widely used in commercial, industrial and utility areas where high performance and space is limited.

结构
Structure

导体: 遵循ASTM B3，B33镀锡铜导体，ASTM B8 I类

Conductor: follow the ASTM B3, B33 tin-plated copper conductor, class ASTM B8 I

绝缘:阻燃，防油，少烟交联聚烯烃(XLPO)

Insulation: flame retardant, oil-resistant, smoke-less cross-linked polyolefin (XLPO)

颜色: 黑色，其他颜色可选

Color: Black, and other colors are available

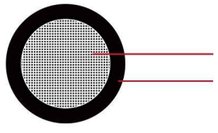

Multiple- -plated copper conductor

Cross-linked polyolefin insulation

标准及认证
Standards and certification

▶ UL 44 - 热固性材料绝缘线缆	UL 44-Thermosetting material insulation cable
▶ UL 758 - 设备线材料	UL 758-Equipment wire material
▶ UL 854 - 入户引入线.	UL 854-Entry line.
▶ UL 1685 - UL 电缆垂直托盘燃烧测试	UL 1685-UL Cable Vertical tray combustion test
▶ ICEA S-95-658 (NEMA WC70)	ICEA S-95-658 (NEMA WC70)
▶ IEEE 1202 (70,000 BTU/hr)	IEEE 1202 (70,000 BTU/hr)
▶ IEEE 383 (70,000 BTU/hr)	IEEE 383 (70,000 BTU/hr)
▶ Telcordia GR347线芯要求	Telcordia GR347 wire core requirements
▶ UL规定的VW-1特性	The VW-1 characteristics as specified by the UL
▶ CSA FT4	CSA FT4
▶ CSA标准C22.2 No. 0.3和No. 210.2 满足EPA 40 CFR,第261部分TCLP方法下的滤铅含量	CSA standard C22.2 No.0.3 and No.210.2 Meet the lead filter content under EPA 40 CFR, Part 261 TCLP method
▶ OSHA	OSHA

线规 wire gage	股数(I*类) Number of shares (Class I*)	导体直径 conductor diameter Inch/mm		标称绝缘厚度 Nominal insulation thickness Inch/mm		标称电缆外径 Nominal cable outer diameter Inch/mm		标称铜的重量 The weight of nominal copper Lbs/kft kg/km		标称电缆重量 Nominal cable weight Lbs/kft kg/km	
14	41	0.07	1.88	0.045	1.14	0.18	4.57	14	20	20	29
12	65	0.09	2.39	0.045	1.14	0.20	5.08	21	31	27	40
10	65	0.12	3.15	0.045	1.14	0.23	5.84	33	48	39	58
8	41	0.16	4.06	0.060	1.52	0.29	7.37	51	76	59	87
6	63	0.21	5.33	0.060	1.52	0.34	8.64	80	119	120	179
4	105	0.26	6.60	0.060	1.52	0.38	9.65	134	199	184	274
2	161	0.32	8.13	0.060	1.52	0.45	11.43	205	305	266	396
1	210	0.38	9.65	0.080	2.03	0.55	13.97	261	389	356	530
1/00	259	0.42	10.67	0.080	2.03	0.59	14.99	329	489	433	644
2/00	329	0.47	11.94	0.080	2.03	0.64	16.26	417	621	529	787
3/00	413	0.53	13.46	0.080	2.03	0.71	18.03	524	780	654	973
4/00	532	0.61	15.49	0.080	2.03	0.78	19.81	682	1014	831	1237
250	608	0.65	16.51	0.095	2.41	0.85	21.59	779	1159	946	1408
350	851	0.78	19.81	0.095	2.41	1.00	25.40	1095	1630	1301	1936
500	1221	0.95	24.13	0.095	2.41	1.16	29.46	1517	2258	1821	2710
750	1850	1.11	28.19	0.110	2.79	1.36	34.54	2408	3584	2723	4052



RHH/RHW-LS/USE, XLPO, LSOH, CSA AWM I A/B, Class B

RHH/RHW-LS/USE, XLPO, LSOH, CSA AWM I A/B, Class B

应用
Apply

RHH/RHW-2/USE-2，XLPO类电缆主要通过导管，无盖托盘，地下管道和在适当的支持和安装情况下架空应 用，RHH/ RHW类适合安装在管道/沟壑，USE类适合直埋应用，CT类适合安装在电缆架上（1/0 AWG及以 上），此电缆适合用于所有的封闭环境中，如礼堂，舞台和卫生设施等要求更严格的烟雾和毒性排放水 平规范的地方，也广泛应用于商业，工业和公用事业等要求高性能和空间是有限的地方。

RHH / RHW-2 / USE-2, XLPO class cable mainly through catheter, uncovered tray, underground pipes and overhead applications with appropriate support and installation, RHH / RHW class suitable for installation in pipe / gully, USE class for direct buried applications, CT class suitable for installation on cable rack (1 / 0 AWG and above), this cable is suitable for all closed environments, such as auditorium, stage and sanitation requirements of stricter smoke and toxic emission standards, and also widely used in commercial, industrial and utility areas where high performance and space is limited.

结构
Structure

导体: 遵循ASTM B3，B33紧实型镀锡铜导体，ASTM B8 B类
绝缘: 阻燃，防油，少烟交联聚烯烃(XLPO)
颜色: 黑色，其他颜色可选

Conductor: follow ASTM B3, B33 compact tinned copper conductor, class ASTM B8 B
Insulation: flame retardant, oil-resistant, smoke-less cross-linked polyolefin (XLPO)
Color: Black, and other colors are available

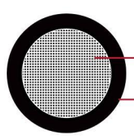

多股镀锡铜导体 Multiple- -plated copper conductor
交联聚烯烃绝缘 Cross-linked polyolefin insulation

标准及认证
Standards and certification

▶ UL 44 - 热固性材料绝缘线缆	UL 44-Thermosetting material insulation cable
▶ UL 758 - 设备线材料	UL 758-Equipment wire material
▶ UL 854 - 入户引入线.	UL 854-Entry line.
▶ UL 1685 - UL 电缆垂直托盘燃烧测试	UL 1685-UL Cable Vertical tray combustion test
▶ ICEA S-95-658 (NEMA WC70)	ICEA S-95-658 (NEMA WC70)
▶ IEEE 1202 (70,000 BTU/hr)	IEEE 1202 (70,000 BTU/hr)
▶ IEEE 383 (70,000 BTU/hr)	IEEE 383 (70,000 BTU/hr)
▶ Telcordia GR347线芯要求	Telcordia GR347 wire core requirements
▶ UL规定的VW-1特性	The VW-1 characteristics as specified by the UL
▶ CSA FT4	CSA FT4
▶ CSA标准C22.2 No. 0.3和No. 210.2	CSA standard C22.2 No.0.3 and No.210.2
满足EPA 40 CFR,第261部分TCLP方法	Meet the lead filter content under EPA 40 CFR,
下的滤铅含量	Part 261 TCLP method
▶ OSHA	OSHA

电缆参数
cable parameters

线规 wire gage	股数(B类) Number of shares (Class B)	导体直径 conductor diameter Inch/mm		标称绝缘厚度 Nominal insulation thickness Inch/mm		标称电缆外径 Nominal cable outer diameter Inch/mm		标称铜的重量 The weight of nominal copper Lbs/kft kg/km		标称电缆重量 Nominal cable weight Lbs/kft kg/km	
14	7	0.07	1.78	0.045	1.14	0.17	4.32	13	19	18	27
12	7	0.09	2.29	0.045	1.14	0.19	4.83	20	30	25	37
10	7	0.12	3.05	0.045	1.14	0.22	5.59	32	48	38	57
8	7	0.15	3.81	0.060	1.52	0.28	7.11	50	75	58	86
6	7	0.18	4.57	0.060	1.52	0.31	7.87	81	121	116	173
4	7	0.23	5.84	0.060	1.52	0.36	9.14	129	192	171	254
2	7	0.28	7.11	0.060	1.52	0.42	10.67	205	305	257	382
1	19	0.32	8.13	0.080	2.03	0.49	12.45	258	385	331	493
1/00	19	0.36	9.14	0.080	2.03	0.53	13.46	326	485	406	604
2/00	19	0.41	10.41	0.080	2.03	0.58	14.73	411	612	495	737
3/00	19	0.46	11.68	0.080	2.03	0.63	16.00	518	771	612	911
4/00	19	0.51	12.95	0.080	2.03	0.68	17.27	653	972	757	1126
250	37	0.56	14.22	0.095	2.41	0.76	19.30	772	1149	905	1347
350	37	0.66	16.76	0.095	2.41	0.87	22.10	1081	1609	1237	1841
500	37	0.79	20.07	0.095	2.41	1.00	25.40	1544	2298	1728	2571
750	61	0.97	24.64	0.110	2.79	1.21	30.73	2316	3447	2572	3827



日日红电缆
RIRIHONG CABLE

应用
Apply

该电缆通常用作建筑线，适用于住宅，商业，工业以及运输环境的布线系统，用于服务，馈线和分支电 路配线，额定电压不超过600伏的永久安装。直埋或通过管道安装，用于要求优越的绝缘韧性和耐化学性 的环境中。此电缆耐潮，适用于户外潮湿环境中使用。USE-2电缆可安装在电器的金属管，PVC管道及其 他沟壑中，也可露天安装，有承载单元支撑安装或直埋。建议安装说明书中应注明按当地电力法执行， 或等同效力的规定，确保人员安全和产品的完整性不会受安装缺陷的影响.

This cable is normally used as a building line for residential, commercial, industrial as well as transportation environment wiring systems for service, feeder and branch circuit wiring rated for permanent installations not exceeding 600 volts. Directly buried or installed through pipes and used in environments that require superior insulation toughness and chemical resistance. This cable is moisture-resistant and suitable for use in outdoor wet environment. USE-2 cable can be installed in the metal pipe of electrical appliances, PVC pipe and other ravines, can also be installed in the open air, with bearing unit support installation or directly buried. It is recommended that the installation instructions should indicate the local electricity law, or equivalent provisions, to ensure that personnel safety and product integrity are not affected by the installation defects.

结构
Structure

导体: 紧实型多股铝导体1359 H-19
绝缘: UL 854认证的交联聚乙烯
颜色:黑色，其他可选

Conductor: compact solid multiple femoral aluminum conductor 1359 H-19
Insulation: UL 854-certified cross-linked polyethylene
Color: Black, other optional



多股紧密型铝导体 Multiple compact aluminum conductor
交联聚乙烯绝缘 cross linked polyethylene insulated

标准及认证
Standards and certification

- B-230铝导体线缆, 1350-H19用于电气相关应用 — B-230 aluminum conductor cable, 1350-H19 for electrical related applications
- B-231 1350铝导体,同心层绞多股 — B-231 1350 Aluminum conductor with concentric stranded strands
- UL 854 (USE-2) — UL 854 (USE-2)

电缆参数
cable parameters

线规 wire gage	股数 number of piles	导体直径 conductor diameter Inch/mm		标称绝缘厚度 Nominal insulation thickness Inch/mm		标称电缆外径 Nominal cable outer diameter Inch/mm		标称电缆重量 Nominal cable weight Lbs/kft kg/km	
6	7	0.169	4.29	0.060	1.52	0.289	7.34	45	67
4	7	0.213	5.41	0.060	1.52	0.333	8.46	64	95
2	7	0.268	6.81	0.060	1.52	0.388	9.86	93	138
1	19	0.299	7.59	0.080	2.03	0.459	11.66	122	182
1/00	19	0.337	8.56	0.080	2.03	0.497	12.62	147	219
2/00	19	0.377	9.58	0.080	2.03	0.537	13.64	179	266
3/00	19	0.425	10.80	0.080	2.03	0.585	14.86	218	324
4/00	19	0.476	12.09	0.080	2.03	0.636	16.15	266	396
250	37	0.520	13.21	0.095	2.41	0.710	18.03	318	473
300	37	0.571	14.50	0.095	2.41	0.761	19.33	373	555
350	37	0.618	15.70	0.095	2.41	0.808	20.52	428	637
400	37	0.657	16.69	0.095	2.41	0.847	21.51	481	716
500	37	0.736	18.69	0.095	2.41	0.926	23.52	587	873
700	61	0.878	22.30	0.110	2.79	1.098	27.89	815	1213
750	61	0.906	23.01	0.110	2.79	1.126	28.60	867	1290
1,000	61	1.059	26.90	0.110	2.79	1.279	32.49	1130	1681

日日红电缆
RIRIHONG CABLE

应用
Apply

SIS VW-1级电缆，用于额定电压不超过600伏，最大连续工作温度为90°C的潮湿或干燥的环境中，适合 1E级低压应用中和保护装置的内部互连。

SIS VW-Class 1 cable for wet or dry environment with rated voltage not exceeding 600 volts and maximum continuous operating temperature of 90 C, suitable for internal interconnection of class 1E low voltage application neutralization protection devices.

结构
Structure

导体: ASTM B33多股镀锡铜，ASTM B8 B类
绝缘: 阻燃，耐热，防潮，抗辐射热固性交联聚乙烯(FRXLPE)
颜色: 黑色，其他颜色可选

Conductor: ASTM B33 multiple tin copper, class ASTM B8 B
Insulation: flame retardant, heat resistant, moisture resistant, heat-linked polyethylene (FRXLPE)
Color: Black, and other colors are available



多股镀锡铜导体
交联聚乙烯绝缘

Multiple- -plated copper conductor
cross linked polyethylene insulated

标准及认证
Standards and certification

▶ UL 44 - 热固性材料绝缘线缆	UL 44-Thermosetting material insulation cable
▶ ICEA S-95-658/NEMA WC70(旧ICEA S-66-524 & S-19-81)	ICEA S-95-658/NEMA WC70(旧ICEA S-66-524 & S-19-81)
▶ IEEE 383 (70,000 BTU/hr)	IEEE 383 (70,000 BTU/hr)
▶ ICEA T-29-520 (210,000 BTU/hr)	ICEA T-29-520 (210,000 BTU/hr)
▶ UL 1581 VW-1	UL 1581 VW-1

电缆参数
cable parameters

线规 wire gage	股数 number of piles		标称绝缘厚度 Nominal insulation thickness		标称电缆外径 Nominal cable outer diameter		铜的重量 The weight of copper		标称电缆重量 Nominal cable weight	
	CI.B	CI.C	Inch	mm	Inch	mm	Lbs/kft	kg/km	Lbs/kft	kg/km
18	7	19	0.030	0.76	0.108	2.69	5	8	9	14
16	7	19	0.030	0.76	0.118	2.95	8	12	13	0
14	7	19	0.030	0.76	0.133	3.33	13	10 V	19	28
12	7	19	0.030	0.76	0.152	3.81	20	30	27	A 十
10	7	19	0.030	0.76	0.175	4.39	32	48	41	60
8	7	19	0.045	1.14	0.236	5.92	51	76	68	100
6	7	19	0.045	1.14	0.273	6.86	81	121	101	151
4	7	19	0.045	1.14	0.320	8.05	129	192	154	229
2	7	19	0.045	1.14	0.379	9.55	205	305	237	353
1	19	37	0.055	1.40	0.437	11.0	258	384	298	444
1/00	19	37	0.055	1.40	0.476	12.0	326	485	371	552
2/00	19	37	0.055	1.40	0.521	13.2	411	612	462	687
3/00	19	37	0.055	1.40	0.571	14.4	518	771	575	856
4/00	19	37	0.055	1.40	0.627	15.9	653	972	717	1067
250	37	61	0.065	1.65	0.695	17.6	772	1149	852	1268
350	37	61	0.065	1.65	0.798	20.2	1081	1609	1176	1750
500	37	61	0.065	1.65	0.927	23.4	1544	2297	1659	2468
750	61	91	0.080	2.03	1.137	28.8	2316	3446	2480	3691
1000	61	91	0.080	2.03	1.287	32.6	3088	4595	3279	4879

THHN/THWN, 600V, TC类电力缆
THHN/THWN, 600V，TC class electric cable

日日红电缆 RIRIHONG CABLE

应用
Apply

THHN/ PVC，TC类电力缆用于电机的供电，在工业环境中的其他电源设备的连接。主要通过电缆架，电缆 管道安装，以及有吊索支撑的户外应用。也可直埋，用于1级，2区危险场所和1类控制电路中，用于温度 不超过75°C潮湿/环境中或不超过90°C的干燥环境。

THHN / PVC, TC class power cable is used for the motor power supply, and the connection of other power supply equipment in the industrial environment. Mainly through the cable frame, cable pipe installation, and outdoor applications with sling support. It can also be directly buried in level 1, zone 2 hazardous site and class 1 control circuit for dry environment with temperature not exceeding 75℃ humidity / environment or 90℃.

结构
Structure

导体:多股柔软退火铜，ASTM B8 B类

绝缘:聚氯乙烯(PVC)加尼龙涂层

接地线:多股柔软退火铜，ASTM B8 B类

Conductor: multiple soft annealed copper, Class ASTM B8 B

Insulation: Polyvinyl chloride (PVC) coated with nylon coating

Ground wire: multiple soft annealed copper, class ASTM B8 B

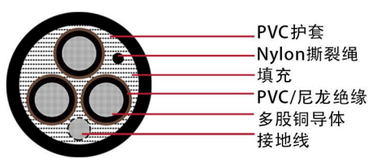

PVC sheath
Nylon Rip rope
Filling
PVC / Nylon insulation
Multiple copper conductors
ground lead

标准及认证
Standards and certification

- UL 1277 - 电力和控制托盘电缆
- ICEA S-58-679 - 控制缆导体分类，方法4
- UL 1685 - UL CT 火焰暴露试验 (70,000 Btu/hr)
- ICEA T-29-520 - 电缆垂直燃烧火焰测试(210,000 Btu/hr)
- IEEE 1202/FT4 - 工商业应用中安装在电缆盘电缆的火焰测试 (70,000 Btu/hr)
- ICEA S-95-658 (NEMA WC 70) 结构要求

UL 1277-Power and control tray cable

ICEA S-58-679-Control of cable conductor classification, Method 4

UL 1685-UL CT Flame Exposure Test (70,000 Btu / hr)

ICEA T-29-520-Cable Vertical Burn Flame Test (210,000 Btu / hr)

IEEE 1202 / FT4-Flame test in industrial and commercial applications (70,000 Btu / hr)

ICEA S-95-658 (NEMA WC 70) Structure requirements



线规 wire gage	股数 number of piles	接地线线规 AWG Ground wire wire gauge AWG	标称护套厚度 Nominal sheath thickness Inch/mm		标称电缆外径 Nominal cable outer diameter Inch/mm		标称电缆重量 Nominal cable weight Lbs/kft kg/km	
3芯 4 core								
8	7	10	0.060	1.52	0.625	15.88	295	440
6	7	8	0.060	1.52	0.710	18.03	435	647
4	7	8	0.060	1.52	0.795	20.19	606	902
2	7	6	0.080	2.03	0.958	24.33	942	1401
1	19	6	0.080	2.03	1.100	27.94	1195	1779
1/00	19	6	0.080	2.03	1.184	30.07	1445	2150
2/00	19	6	0.080	2.03	1.281	32.54	1734	2579
3/00	19	4	0.080	2.03	1.391	35.33	2163	3218
4/00	19	4	0.080	2.03	1.508	38.30	2617	3894
250	37	4	0.080	2.03	1.659	42.14	3070	4568
350	37	3	0.110	2.79	1.942	49.33	4276	6363
500	37	2	0.110	2.79	2.220	56.39	5906	8788
750	61	1	0.110	2.79	2.652	67.36	8609	12811
4芯 4 Core								
8	7	10	0.060	1.52	0.685	17.40	369	548
6	7	8	0.060	1.52	0.780	19.81	549	817
4	7	8	0.080	2.03	0.914	23.22	808	1202
2	7	6	0.080	2.03	1.052	26.72	1197	1782
1	19	6	0.080	2.03	1.210	30.73	1532	2280
1/00	19	6	0.080	2.03	1.304	33.12	1838	2734
2/00	19	6	0.080	2.03	1.413	35.89	2238	3330
3/00	19	4	0.080	2.03	1.536	39.01	2782	4139
4/00	19	4	0.110	2.79	1.726	43.84	3477	5173
250	37	4	0.110	2.79	1.895	48.13	4095	6093
350	37	3	0.110	2.79	2.144	54.46	5530	8228
500	37	2	0.110	2.79	2.455	62.36	7652	11386
750	61	1	0.140	3.56	2.998	76.15	11365	16911



THHN/THWN, 600V, TC类控制缆
THHN/THWN, 600V, TC class control cable

应用
Apply

TC类控制缆主要用于需要小直径，阻燃的工业电力/控制电路中。主要通过电缆架，电缆管道安装， 以 及有吊索支撑的户外应用。也可直埋，用于1级，2区危险场所和1类控制电路中，3芯/多芯电缆通过NEC 336.10（TC - ER）暴露运行，用于温度不超过90°C干燥的环境中。紧急载荷条件下导体温度可达130 °C，回路条件下可达250° C。

TC control cables are mainly used in industrial power / control circuits that require small diameter and flame retardant. Mainly through the cable frame, cable pipe installation, and outdoor applications with sling support. It can also be directly buried, for use in level 1, zone 2 dangerous places and class 1 control circuit, 3-core / multi-core cable exposed to operation through NEC 336.10 (TC-ER), for use in a dry environment with temperature not exceeding 90℃. The conductor temperature can reach 130℃ under emergency load conditions and 250℃ under loop conditions.

结构
Structure

导体:多股柔软退火铜，ASTM B8 B类
绝缘:聚氯乙烯(PVC)加尼龙涂层
成缆方式:三芯/多芯绝缘导体间充满填充，尼龙撕裂绳位于护套内侧，方便剥离
护套:耐热，防潮，耐日光PVC
颜色:黑色，其他颜色可选

Conductor: multiple soft annealed copper, Class ASTM B8 B
Insulation: Polyvinyl chloride (PVC) coated with nylon coating
Cable forming method: the three-core / multi-core insulation conductors are filled, and the nylon tear rope is located inside the sheath for easy stripping
Sheath: heat-resistant, moisture-proof, sun-resistant PVC
Color: Black, and other colors are available

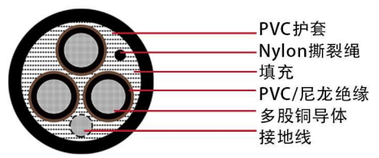

PVC sheath
Nylon Rip rope
Filling
PVC / Nylon insulation
Multiple copper conductors
ground lead

标准及认证
Standards and certification

- NFPA 70 (NEC) — NFPA 70 (NEC)
- UL 1581 - 电缆，软线缆 — UL 1581-Cable, flexible cable
- ICEA S-58-679 - 控制缆导体分类方法1，表2 — ICEA S-58-679-Classification method of control cable conductors 1, Table 2
- UL 1685 - UL 火焰暴露试验 (70,000 Btu/hr) — UL 1685-UL Flame Exposure Test (70,000 Btu / hr)

电缆参数
cable parameters

绝缘厚度: insulation thickness	16-12AWG	PVC 15mils(0.38mm)	Nylon 4mils(0.10mm)
	10AWG	PVC 20mils(0.50mm)	Nylon 4mils(0.10mm)

AWG 16 (26股 26 Shares) - TC类-TFFN* 导体
TC class-TFFN * conductor

芯数 Core number	标称护套厚度 Nominal sheath thickness Inch/mm		标称电缆外径 Nominal cable outer diameter Inch/mm		标称电缆重量 Nominal cable weight Lbs/kft kg/km	
2	0.045	1.14	0.288	7.32	43	64
3	0.045	1.14	0.303	7.70	53	79
4	0.045	1.14	0.329	8.36	66	98
5	0.045	1.14	0.357	9.07	81	120
7	0.045	1.14	0.386	9.80	103	153
9	0.045	1.14	0.447	11.35	134	199
12	0.045	1.14	0.501	12.73	165	245
15	0.060	1.52	0.585	14.86	218	324
19	0.060	1.52	0.614	15.60	263	391
25	0.060	1.52	0.713	18.11	339	504
30	0.080	2.03	0.753	19.13	396	589
37	0.080	2.03	0.812	20.62	477	709

AWG 14 (7股 7 Shares) - TC类TC class -THHN/THWN 导体 conductor

芯数 Core number	标称护套厚度 Nominal sheath thickness Inch/mm		标称电缆外径 Nominal cable outer diameter Inch/mm		标称电缆重量 Nominal cable weight Lbs/kft kg/km	
2	0.045	1.14	0.305	7.8	56	83
3	0.045	1.14	0.322	8.2	74	110
4	0.045	1.14	0.350	8.9	93	139
5	0.045	1.14	0.381	9.7	109	162
6	0.045	1.14	0.413	10.5	129	192
7	0.045	1.14	0.413	10.5	145	215
8	0.045	1.14	0.446	11.3	164	243
9	0.045	1.14	0.478	12.2	182	271
10	0.060	1.52	0.550	14.0	217	322
12	0.060	1.52	0.568	14.4	251	373
15	0.060	1.52	0.627	15.9	305	454
19	0.060	1.52	0.658	16.7	373	555
20	0.060	1.52	0.691	17.6	393	584
25	0.060	1.52	0.766	19.4	483	719
30	0.060	1.52	0.810	20.6	568	845
37	0.080	2.03	0.913	23.2	720	1072

AWG 14 (7股 7 Shares) - TC类TC class -THHN/THWN 导体 conductor

芯数 Core number	标称护套厚度 Nominal sheath thickness Inch/mm		标称电缆外径 Nominal cable outer diameter Inch/mm		标称电缆重量 Nominal cable weight Lbs/kft kg/km	
2	0.045	1.14	0.340	8.6	75	112
3	0.045	1.14	0.360	9.2	105	156
4	0.045	1.14	0.392	10.0	128	190
5	0.045	1.14	0.428	10.9	154	229
6	0.045	1.14	0.466	11.8	183	272
7	0.045	1.14	0.466	11.8	207	308
8	0.045	1.14	0.504	12.8	234	349
9	0.060	1.52	0.572	14.5	277	412
10	0.060	1.52	0.621	15.8	307	457
12	0.060	1.52	0.641	16.3	358	532
15	0.060	1.52	0.710	18.0	438	652
19	0.060	1.52	0.746	18.9	539	802
20	0.060	1.52	0.785	19.9	568	845
25	0.080	2.03	0.911	23.1	734	1092
30	0.080	2.03	0.963	24.4	863	1284
37	0.080	2.03	1.036	26.3	1044	1553

AWG 14 (7股 7 Shares) - TC类TC class -THHN/THWN 导体 conductor

芯数 Core number	标称护套厚度 Nominal sheath thickness Inch/mm		标称电缆外径 Nominal cable outer diameter Inch/mm		标称电缆重量 Nominal cable weight Lbs/kft	kg/km
2	0.045	1.14	0.407	10.3	111	166
3	0.045	1.14	0.433	11.0	155	230
4	0.045	1.14	0.473	12.0	198	294
5	0.060	1.52	0.549	13.9	250	371
6	0.060	1.52	0.596	15.1	294	437
7	0.060	1.52	0.596	15.1	333	495
8	0.060	1.52	0.645	16.4	377	561
9	0.060	1.52	0.693	17.6	421	626
10	0.060	1.52	0.755	19.2	467	694
12	0.060	1.52	0.780	19.8	547	814
15	0.080	2.03	0.908	23.1	706	1050
19	0.080	2.03	0.954	24.2	867	1291
20	0.080	2.03	1.003	25.5	913	1359
25	0.080	2.03	1.112	28.2	1125	1675
30	0.080	2.03	1.177	29.9	1329	1977
37	0.080	2.03	1.271	32.3	1614	2402



THHN / THWN-2 / MTW
THHN / THWN-2 / MTW

应用
Apply

THHN/THWN型导体，按照国家电气规范，通过导管安装，适用于在商业/工业系统中服务，馈线和分支电 路配线THHN类电缆适用于温度不超过90°C干燥的环境中。THWN类电缆适用于温度不超过90°C干燥的环境，75°C潮湿的环境中或不超过75°C的油/冷却液中。 THWN – 2类电缆适用于温度不超过90°C干燥或潮湿的环境中，不超过75°C的油/冷却液中。MTW类电缆适用于潮湿的环境使用，温度不超过60℃的油/冷却液中，温度不超过90℃的干燥环境中（仅 限于NFPA 79规定的75°C导体的载流量）。导体温度不超过105°C的干燥环境中，AWM类电缆可用作设备线，额定电压为600伏。

THHN / THWN conductor installed via catheter as per national electrical code for service in commercial / industrial systems, feeder and branch circuit wiring Class THHN cables are suitable for use in dry environments with temperatures not exceeding 90℃. Class THWN cables are suitable for dry temperatures not exceeding 90℃, 75℃ wet or oil / coolant exceeding 75 ℃ THWN Class 2 cables are suitable for use in oil / coolant with temperatures less than 90℃, dry or wet, and not more than 75 ℃ Class MTW cable is suitable for use in humid environment in oil / coolant exceeding 60℃ and 90℃ (limited to the load rate of 75 C conductor specified in NFPA 79). AWM cables can be used as an equipment line with a rated voltage of 600 volts.

结构
Structure

导体: 多股柔软退火铜，ASTM B8 B类
绝缘: 坚硬，耐热，防潮聚氯乙烯(PVC)加尼龙涂层绝缘
颜色: 黑色，其他颜色可选

Conductor: multiple soft annealed copper, Class ASTM B8 B
Insulation: Hard, heat-resistant, moisture-resistantpolyvinyl chloride (PVC) with nylon coated insulation
Color: Black, and other colors are available

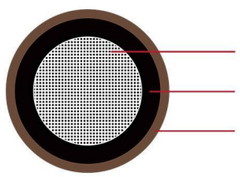

Multiple copper conductors
PVC insulation
Nylon sheath

标准及认证
Standards and certification

- ▶ UL 83 - 热固性材料绝缘线缆
- ▶ CSA C22.2 No. 75-03
- ▶ UL 1063 (MTW) - 机床电线电缆（多股）
- ▶ UL 758 (AWM)
- ▶ ICEA S-95-658/NEMA WC 70、

UL 83-Thermosetting material insulation cable

CSA C22.2 No. 75-03

UL 1063 (MTW) -Machine tool wire and cable (multiple strands)

UL 758 (AWM)

ICEA S-95-658/NEMA WC 70、

电缆参数
cable parameters

线规 wire gage	股数 number of piles	标称绝缘厚度 Nominal insulation thickness Inch/mm		标称护套厚度 Nominal sheath thickness Inch/mm		标称电缆外径 Nominal cable outer diameter Inch/mm		标称电缆重量 Nominal cable weight Lbs/kft	kg/km
14	1	0.015	0.38	0.004	0.10	0.11	2.79	15	22
12	1	0.015	0.38	0.004	0.10	0.12	3.05	23	34
10	1	0.020	0.51	0.004	0.10	0.15	3.81	37	54
14	19	0.015	0.38	0.004	0.10	0.11	2.79	16	24
12	19	0.015	0.38	0.004	0.10	0.13	3.30	24	36
10	19	0.020	0.51	0.004	0.10	0.17	4.32	39	58
8	19	0.030	0.76	0.005	0.13	0.22	5.59	63	94
6	19	0.030	0.76	0.005	0.13	0.26	6.60	98	145
4	19	0.040	1.01	0.006	0.15	0.33	8.38	157	234
3	19	0.040	1.01	0.006	0.15	0.36	9.14	193	287
2	19	0.040	1.01	0.006	0.15	0.39	9.91	240	357
1	19	0.050	1.27	0.007	0.18	0.43	10.92	300	446
1/00	19	0.050	1.27	0.007	0.18	0.47	11.94	376	560
2/00	19	0.050	1.27	0.007	0.18	0.52	13.21	467	695
3/00	19	0.050	1.27	0.007	0.18	0.57	14.48	581	864
4/00	19	0.050	1.27	0.007	0.18	0.64	16.26	724	1077
250	37	0.060	1.52	0.008	0.20	0.69	17.53	855	1272
300	37	0.060	1.52	0.008	0.20	0.76	19.30	1022	1521
350	37	0.060	1.52	0.008	0.20	0.79	20.07	1191	1772
400	37	0.060	1.52	0.008	0.20	0.85	21.59	1345	2001
500	37	0.060	1.52	0.008	0.20	0.94	23.88	1668	2482
600	61	0.070	1.78	0.009	0.23	1.10	27.94	1994	2967
750	61	0.070	1.78	0.009	0.23	1.16	29.46	2465	3668

TW
TW

应用
Apply

THW线缆，适用于住宅，商业和工业环境的布线系统，用于服务，馈线和分支电路配线的永久安装。14 AWG - 8 AWG可通过管道和其他沟壑安装，安装温度不得超过60°C。

THW cables, suitable for wiring systems in residential, commercial and industrial environments, for permanent installation of service, feeder and branch circuit wiring.14 AWG-8 AWG may be installed through piping and other ravines at a temperature not exceeding 60℃.

结构
Structure

导体: 退火铜导体, 实心/多股

绝缘: PVC 60°C

绝缘 颜色:黑色，其他可选

Conductor: annealed copper conductor, solid / multiple strands

Insulation: PVC 60 ℃ Insulation

Color: black, other optional

标准及认证
Standards and certification

- ▶ ASTM B3, B8
- ▶ UL 83 - 热固性材料绝缘线缆
- ▶ UL 1581 - 电缆，软线缆

ASTM B3, B8

UL 83-Thermosetting material insulation cable

UL 1581-Cable, flexible cable

线规 wire gage	股数 number of piles	标称绝缘厚度 Nominal insulation thickness Inch/mm		标称电缆外径 Nominal cable outer diameter Inch/mm		标称电缆重量 Nominal cable weight Lbs/kft kg/km	
14	1	0.030	0.76	0.138	3.5	19	28
12	1	0.030	0.76	0.154	3.9	27	40
10	1	0.030	0.76	0.177	4.5	40	60
8	1	0.045	1.14	0.240	6.1	67	100
14	7	0.030	0.76	0.146	3.7	19	29
12	7	0.030	0.76	0.165	4.2	29	43
10	7	0.030	0.76	0.193	4.9	44	65
8	7	0.045	1.14	0.260	6.6	72	107



THW/THW-2
THW/THW-2

应用
Apply

THW线缆，适用于住宅，商业和工业环境的布线系统，用于服务，馈线和分支电路配线的永久安装。14 AWG1000 Kcmil可通过管道和其他沟壑安装，安装温度不得超过75°C（THW），不超过90℃（THW-2）。

THW cables, suitable for wiring systems in residential, commercial and industrial environments, for permanent installation of service, feeder and branch circuit wiring.14 AWG1000 Kcmil can be installed by pipes and other gullies, with the installation temperature not exceeding 75℃ (THW) and not more than 90℃ (THW-2)

结构
Structure

导体: 退火铜导体, 实心/多股
绝缘: PVC 75°C绝缘
颜色:黑色，其他可选

Conductor: annealed copper conductor, solid / multiple strands
Insulation: PVC 75 ℃ insulation
Color: Black, other optional

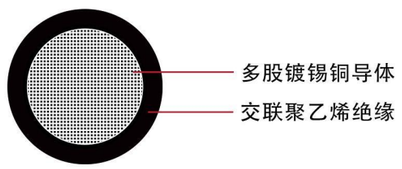

Naked copper conductor
PVC insulation

标准及认证
Standards and certification

- ASTM: B3, B8.
- UL 83 - 热固性材料绝缘线缆
- UL 1581 - 电缆，软线缆

ASTM: B3, B8.
UL 83-Thermosetting material insulation cable
UL 1581-Cable, flexible cable

线规 wire gage	股数 number of piles	标称绝缘厚度 Nominal insulation thickness Inch/mm		标称电缆外径 Nominal cable outer diameter Inch/mm		标称电缆重量 Nominal cable weight Lbs/kft kg/km	
14	1	0.030	0.76	0.169	4.3	22	33
12	1	0.030	0.76	0.189	4.8	32	47
10	1	0.030	0.76	0.213	5.4	46	68
8	1	0.045	1.14	0.240	6.1	67	100
6	1	0.060	1.52	0.276	7	101	151
14	7	0.030	0.76	0.177	4.5	24	36
12	7	0.030	0.76	0.201	5.1	34	50
10	7	0.030	0.76	0.228	5.8	49	73
8	7	0.045	1.14	0.291	7.4	79	118
6	7	0.060	1.52	0.335	8.5	117	174
4	7	0.060	1.52	0.386	9.8	172	256
2	7	0.080	2.03	0.445	11.3	263	391
1	19	0.080	2.03	0.531	13.5	339	505
1/00	19	0.080	2.03	0.575	14.6	418	622
2/00	19	0.080	2.03	0.622	15.8	515	767
3/00	19	0.080	2.03	0.677	17.2	638	950
4/00	37	0.080	2.03	0.740	18.8	792	1179
250	37	0.095	2.41	0.823	20.9	943	1404
300	37	0.095	2.41	0.882	22.4	1118	1664
350	37	0.095	2.41	0.937	23.8	1292	1923
400	37	0.095	2.41	0.984	25	1465	2180
500	61	0.095	2.41	1.079	27.4	1810	2694
600	61	0.110	2.79	1.197	30.4	2178	3241
700	61	0.110	2.79	1.272	32.3	2521	3751
750	61	0.110	2.79	1.307	33.2	2693	4007
800	61	0.110	2.79	1.343	34.1	2863	4260
900	61	0.110	2.79	1.409	35.8	3205	4769
1000	61	0.110	2.79	1.472	37.4	3538	5265

附注 Annotations

多股导体标准 Multi-share conductor standard



圆形
Circular



紧密型
Close type



紧实型
Compact real form

遵循follow::	follow::
ASTM B3	ASTM B3
柔软退火铜丝	Soft annealing copper wire
ASTM B8	ASTM B8
多股同心层绞导体,	Multiple concentric layer stranded
B,C,D类	conductor, B, C, class D ASTM B33
柔软镀锡退火铜丝 ASTM B172	Soft tin-plated annealed copper wire ASTM B172
成束绞绳铜导线， I, K,M类	Bound of stranded rope copper wire, I,K,M class
ASTM B173	ASTM B173
同心多股绞绳铜导线， G, H类	Concentric strstranded copper wire, G, H
ASTM B174	ASTM B174
成束多股铜导线	Bam of multistranded copper wire ASTM B496
ASTM B496	Tight circular concentric layer stranded copper
紧密型圆形同心层绞铜导体	conductor ASTM B 230
ASTM B 230	1350-H19 Standard Specification for electrical
电气用1350-H19铝丝标准规范	wire ASTM B 230M
ASTM B 230M	1350-H19 Standard Specification for Electrical
电气用1350-H19铝丝标准规范 [公制的]	wire [Metric] ASTM B 231
ASTM B 231	Standard specification for over 1350 concentric
1350多股同心层绞铝导体标准规范	layer stranded aluminum conductors ASTM B 231 M
ASTM B 231 M	Standard specification for 1350 concentric
1350多股同心层绞铝导体标准规范 [公制的]	layer stranded aluminum

日日红电缆
RIRIHONG CABLE

B类导体 Class B conductor

线规 wire gage	股数/直径 Number of shares / diameter Inch	标称截面积 Nominal section area Kcmil	mm2	标称直径 nominal diameter Inch/mm		标称重量 nominal weight Lbs/Kft	kg/km
22	71.0100	0.64	0.32	0.030	0.76	2.2	3.3
20	71.0121	1.02	0.52	0.036	0.91	3.2	4.8
18	71.0152	1.62	0.82	0.045	1.14	5.0	7.4
16	71.0192	2.58	1.31	0.056	1.42	8.0	12
14	71.0242	4.11	2.08	0.071	1.80	12.7	18.9
12	71.0305	6.53	3.31	0.090	2.29	20.2	30.1
10	71.0385	10.38	5.26	0.113	2.87	32.1	47.8
9	71.0432	13.09	6.63	0.127	3.23	40.4	60.1
8	71.0486	16.51	8.37	0.141	3.58	51.0	74.4
7	71.0545	20.82	10.5	0.158	4.01	64.3	95.7
6	71.0612	26.24	13.3	0.178	4.52	81.1	121
5	71.0688	33.09	16.8	0.200	5.08	102	152
4	71.0772	41.74	21.2	0.225	5.72	129	192
3	71.0867	52.62	26.7	0.252	6.40	163	243
2	71.0974	66.36	33.6	0.283	7.19	205	305
1	19/.0664	83.69	42.4	0.322	8.18	258	384
1/00	19/.0745	105.6	53.5	0.362	9.19	326	485
2/00	19/.0837	133.1	67.4	0.406	10.3	411	612
3/00	19/.0940	167.8	85.0	0.458	11.6	518	771
4/00	19/.1055	211.6	107	0.512	13.0	653	972
250	371.0822	250	127	0.558	14.2	772	1150
262.6	–	–	–	–	–	–	–
300	371.0900	300	152	0.611	15.5	926	1380
313.1	–	–	–	–	–	–	–
350	371.0973	350	177	0.661	16.8	1080	1607
373.7	–	–	–	–	–	–	–
400	371.1040	400	203	0.706	17.9	1235	1838
444.4	–	–	–	–	–	–	–
500	371.1162	500	253	0.789	20.0	1544	2297
535.3	–	–	–	–	–	–	–
592	–	–	–	–	–	–	–
600	61/.0992	600	304	0.866	22.0	1853	2757
646.4	–	–	–	–	–	–	–
750	61/.1109	750	380	0.968	24.6	2316	3446
777.7	–	–	–	–	–	–	–
1000	61/.1280	1000	507	1.117	28.4	3088	4595
1111	–	–	–	–	–	–	–

C类导体 Class C conductor

线规 wire gage	股数/直径 Number of shares / diameter Inch	标称截面积 Nominal section area kcmil	mm2	标称直径 nominal diameter Inch/mm		标称重量 nominal weight Lbs/Kft	kg/km
22	19/.0063	0.64	0.32	0.031	0.79	2.3	3.4
20	19/.0080	1.02	0.52	0.038	0.97	3.8	5.7
18	19/.0092	1.62	0.82	0.044	1.12	5.0	7.4
16	19/.0117	2.58	1.31	0.056	1.42	8.0	12
14	19/.0147	4.11	2.08	0.071	1.80	12.7	18.9
12	19/.0185	6.53	3.31	0.089	2.26	20.2	30.1
10	19/.0234	10.38	5.26	0.112	2.85	32.1	47.8
9	19/.0262	13.09	6.63	0.123	3.12	40.4	60.1
8	19/.0295	16.51	8.37	0.139	3.53	51.0	74.4
7	19/.0331	20.82	10.5	0.156	3.96	64.3	95.7
6	19/.0372	26.24	13.3	0.175	4.45	81.0	121
5	19/.0417	33.09	16.8	0.203	5.16	102	152
4	19/.0469	41.74	21.2	0.229	5.82	129	192
3	19/.0526	52.62	26.7	0.256	6.50	163	243
2	19/.0591	66.36	33.6	0.288	7.32	205	305
1	371.0476	83.69	42.4	0.325	8.26	258	384
1/0	371.0534	105.6	53.5	0.364	9.25	326	485
2/0	371.0600	133.1	67.4	0.410	10.4	411	612
3/0	371.0673	167.8	85.0	0.459	11.7	518	771
4/0	371.0756	211.6	107	0.516	13.1	653	972
250	61/.0640	250	127	0.562	14.3	774	1150
262.6	–	–	–	–	–	–	–
300	61/.0701	300	152	0.615	15.6	927	1380
313.1	–	–	–	–	–	–	–
350	61/.0757	350	177	0.664	16.9	1082	1610
373.7	–	–	–	–	–	–	–
400	61/.0810	400	203	0.711	18.1	1235	1838
444.4	–	–	–	–	–	–	–
500	61/.0905	500	253	0.794	20.2	1545	2299
535.3	–	–	–	–	–	–	–
592	–	–	–	–	–	–	–
600	91/.0812	600	304	0.893	22.7	1853	2757
646.4	–	–	–	–	–	–	–
750	91/.0908	750	380	0.999	25.4	2316	3446
777.7	–	–	–	–	–	–	–
1000	91/.1048	1000	507	1.153	29..3	3088	4595
1111	–	–	–	–	–	–	–

日日红电缆
RIRIHONG CABLE

I类导体　Class I conductor

线规 wire gage	股数|线规 Number of shares /line rules	标称截面积 Nominal section area kcmil mm2		标称直径 nominal diameter Inch/mm		标称重量 nominal weight Lbs/Kft kg/km	
22	–	–	–	–	–	–	–
20	–	–	–	–	–	–	–
18	–	–	–	–	–	–	–
16	–	–	–	–	–	–	–
14	–	–	–	–	–	–	–
12	–	–	–	–	–	–	–
10	27/24	10.91	5.53	0.123	3.12	33.7	50
9	–	–	–	–	–	–	–
8	37/24	14.95	7.57	0.138	3.50	46.0	68
7	–	–	–	–	–	–	–
6	61/24	24.64	12.5	0.190	4.83	77	114
5	91/24	36.76	19	0.240	6.10	113	168
4	105/24	42.42	21	0.260	6.60	132	196
3	125/24	50.5	25	0.285	7.24	155	231
2	150/24	60.6	31	0.320	8.13	189	281
1	225/24	90.9	46	0.385	9.78	280	417
1/00	275/24	111.1	56	0.435	11.0	346	515
2/00	325/24	131.3	66	0.470	119	403	600
3/00	450/24	181.8	92	0.545	13.8	567	844
4/00	550/24	222.2	112	0.580	14.7	684	1018
250	–	–	–	–	–	–	–
262.6	650/24	262.6	133	0.652	16	820	1220
300	–	–	–	–	–	–	–
313.1	775/24	313.1	159	0.700	18	960	1428
350	–	–	–	–	–	–	–
373.7	925/24	373.7	189	0.760	19	1105	1644
400	–	–	–	–	–	–	–
444.4	1100/24	444.4	225	0.850	21	1370	2038
500	–	–	–	–	–	–	–
535.3	1325/24	535.3	271	0.940	24	1700	2530
592	1480/24	597.9	303	0.970	25	1835	2730
600	–	–	–	–	–	–	–
646.4	1600/24	646.4	327	1.040	26	1992	2964
750	–	–	–	–	–	–	–
777.7	1925/24	777.7	394	1.120	28	2390	3556
1000	–	–	–	–	–	–	–
1111	2750/24	1111	563	1.340	34	3400	5059

UL44产品概述 product overview

类别classification	XHHW-2	XHHW	XHH	RHH	RHW-2	RHW
最高温度 maximum temperature	90° ℃ (194° F) 潮湿/干燥Wet /dry	75℃(167° F) 潮湿Wet 90℃(194° F) 干燥dry	90℃ (194F) 干燥dry	90℃ (194° F) 干燥dry	90℃ (194° F)潮湿/干燥Wet /dry	75℃(167° F) 潮湿/干燥 Wet /dry
最高电压maximum voltage	600			600/2000		
导体尺寸Conductor size	14 AWG-2000 kcmil					
芯数Core number	1芯，2芯平行，2芯/多芯成缆 1 core,2 core parallel,2 core /multi-core cable					
导体材料Conductor material	14-13 AWG-柔软退火铜，12 AWG -2000 kcmil一铝，铜包铝，/柔软退火铜 14-13 AWG soft-annealed copper,12 AWG -2000 kcmil - Aluminum, copper-clad aluminum,/soft-annealed copper					
绝缘材料insulation material	XL EPCV			SBR/IIR/NR CP CPE EPCV EP交联硅橡胶 (仅适用于RHH) SBR /IIR /NR CP CPE EPCV EP cross-linked silicone rubber (for RHH only)		

类别classification	SA	SIS
最高温度maximum temperature	90℃(194° F)干燥200℃(392° F) 非常干燥 90℃(194 ° F)Dry 200℃(392 ° F) very dry	90℃(194° F)干燥 90℃(194° F)dry
最高电压maximum voltage	600	
导体尺寸Conductor size	14 AWG-2000 kcmil	14-4/0 AWG
芯数Core number	1芯，2芯平行，2芯/多芯成缆1 core,2 core parallel,2 core /multi-core cable	
导体材料Conductor material	柔软退火铜Soft annealing copper	14,13 AWG柔软退火铜，12-4/0 AWG-铝，铜包铝，/柔软退火铜 14,13 AWG soft annealed copper,124/0 AWG aluminum,copper-clad aluminum,/ soft annealed copper
绝缘材料insulation material	200℃硅	CP CPE EPCVXL

日日红电缆
RIRIHONG CABLE

UL83产品概述 The UL 83 product overview

类别classification	TW	THW	ACTH绝缘线 ACTH insulated wire	THWN
最高温度maximum temperature	60℃(140° F) 干燥/潮湿Dry/wet	C(167° F)干 燥/潮湿Dry /wet	75℃(167° F)干燥dry	67° F)干燥/潮湿Dry /wet
导体尺寸Conductor size	14 AWG-2000 kcmil		14-1 AWG	14 AWG-1000 kcmil
导体材料Conductor material	14-13 AWG-柔软退火铜，其他尺寸一铝，铜包铝，/柔软退火铜 14-13 AWG soft annealed copper,other size aluminum,copper clad aluminum,/soft annealed copper			
绝缘材料insulation material	PVC	一层/两层One /two layer PVC		PVCb,d
绝缘的物理特性 Physical properties of the insulation	PVC			
尼龙护套Nylon sheath	无			有

类别 classification	THW-2	THHW	THWN-2	THHN	ACTHH,NM-B,NMC-B类绝缘电缆，不带尼龙护套 IACTHH,NM-B,NMC-B insulated cable without nylon sheath	UF-B类绝缘电缆，不带尼龙护套 Class UF-B insulated cable without nylonsheath
最高温度 maximum temperature	90℃ (194° F) 干 燥/潮湿Dry /wet	90℃ (194° F)干 燥Dry 75℃ (167° F)潮 湿wet	90℃ (194° F) 干 燥/潮湿Dry/wet	90℃(194° F)干燥dry		90℃(194° F)干燥dry 60℃ (140° F) 潮湿wet
导体尺寸 Conductor size	14 AWG- 2000 kcmil	14 AWG-1000 kcmil			14-1AWG	14-6 AWG
导体材料 Conductor material	14-13 AWG-柔软退火铜，12 AWG -2000 kcmil一铝，铜包铝，/柔软退火铜 14-13 AWG soft annealed copper,12 AWG 2000 kcmil aluminum,copper-clad aluminum,1 soft annealed copper					
绝缘材料 insulation material	一层/两层One /two ayer PVC	PVC	PVCb,d		PVCd	PVC

SA线缆缆绝缘厚度 The insulation thickness of SA cable cable

导体尺寸 Conductor size	最小平均厚度 Minimum average thickness Inch/mm		最小厚度 minimum thickness Inch/mm		最小平均厚度 Minimum average thickness Inch/mm		最小厚度 minimum thickness Inch/mm	
AWG								
14-10	0.045	1.14	0.040	1.02	0.045	1.14	0.040	1.02
9-2	0.060	1.52	0.054	1.37	0.060	1.52	0.054	1.37
1-4/0	0.080	2.03	0.072	1.83	0.080	2.03	0.072	1.83
kcmil								
213-500	0.095	2.41	0.086	2.18	0.095	2.41	0.086	2.18
501-1000	0.110	2.79	0.099	2.51	0.110	2.79	0.099	2.51
1001-2000	0.125	3.18	0.112	2.84	0.125	3.18	0.112	2.84

SIS线缆绝缘厚度 Cable insulation thickness

导体尺寸 Conductor size	最小平均厚度 Minimum average thickness Inch/mm		最小厚度 Minimum thickness Inch/mm		最小平均厚度 Minimum average thickness Inch/mm		最小厚度 Minimum thickness Inch/mm	
AWG								
14-10	0.030	0.76	0.027	0.69	0.030	0.76	0.027	0.69
9-2	0.045	1.14	0.040	1.02	0.045	1.14	0.040	1.02
1-4/0	0.055	1.40	0.050	1.27	0.055	1.40	0.050	1.27

XHHW-2,XHHW,XHH线缆绝缘厚度 Cable insulation thickness

导体尺寸 Conductor size	最小平均厚度 Minimum average thickness Inch/mm		最小厚度 Minimum thickness Inch/mm		最小平均厚度 Minimum average thickness Inch/mm		最小厚度 Minimum thickness Inch/mm	
AWG								
14-10	0.030	0.76	0.027	0.69	0.030	0.76	0.027	0.69
9-2	0.045	1.14	0.040	1.02	0.045	1.14	0.040	1.02
1-4/0	0.055	1.40	0.050	1.27	0.055	1.40	0.050	1.27
kcmil								
213-500	0.065	1.65	0.058	1.47	0.065	1.65	0.058	1.47
501-1000	0.080	2.03	0.072	1.83	0.080	2.03	0.072	1.83
1001-2000	0.095	2.41	0.086	2.18	0.095	2.41	0.086	2.18

日日红电缆 RIRIHONG CABLE

600 V RHW-2, RHH, RHW电缆的绝缘厚度 The insulation thickness of the cable

导体尺寸 Conductor size	硅橡胶(仅适用于RHH)/EP绝缘，氯丁橡胶，NBR/PVC,CPE,/CP I纤维材料护套电缆，以及XL/EPCV 类 绝 缘 ，不带护套电缆 Silicone rubber (RHH only)/EP insulation,neoprene,NBR/PVC,CPE,/CP /fibermaterial sheath cable,and XL/EPCV insulation without sheathcable		复合绝缘电缆，内层为EP,外层为CP,CPE,EPCV,IXL Composite insulated cable,with EP inner layer,CP,CPE,EPCV,/XL outer layer												
			内层inlayer -EP						外层outer sphere-CP,CPE,EPCV,/XL						
	最小厚度minimum thickness		最小厚度minimum thickness						最小厚度minimum thickness						
	mils mm		mils mm						mils mm						
	任意点的平均值 The average value of an arbitrary point	任意点的平均值 The average value of an arbitrary point	任意点的平均值 The average value of an arbitrary point		任意点的平均值 The average value of an arbitrary point				任意点的平均值 The average value of an arbitrary point				任意点的平均值 The average value of an arbitrary point		
					A	B		A	B		A	B		A	B
AWG															
14-10	45	40	1.14	1.02	30	27	28	0.76	0.69	0.71	15	14	12	0.38	0.36	0.30
9,8,7	60	54	1.52	1.37	45	40	42	1.14	1.02	1.07	15	14	12	0.38	0.36	0.30
6-2	60	54	1.52	1.37	45	40	44	1.14	1.02	1.12	0	27	24	0.76	0.69	0.61
1-4/0	80	72	2.03	1.83	55	50	54	1.40	1.27	1.37	45	40	36	1.14	1.02	0.91
kcmil																
213-500	95	86	2.41	2.18	65	8	65	1.65	1.47	1.65	65	58	52	1.65	1.47	1.32
501-1000	110	99	2.79	2.51	80	72	78	2.03	1.83	1.98	65	58	52	1.65	1.47	1.32
1001-2000	125	112	3.18	2.84			–	–	–	–	–			-		-

内层的绝缘厚度应该不小于内层下面规定的A/B列的数据，外层的绝缘厚度应该不小于外层下面规定的A/B列的数据，内层下B列的厚度加外层下B列的厚度等同于90%内外层总和的平均厚度
The insulation thickness of the inner layer shall not be less than the data specified in column A/B below the inner layer,the insulation thickness of the outer layer shall not be less than the data specified in column A/B below the outer layer,and the thickness of column B below the inner layer and the thickness of column B below the outer layer are equal to the average thickness of 90%of the total of the inner and outer layers

2000 V RHW-2, RHH, RHW电缆的绝缘厚度 The insulation thickness of the cable

导体尺寸 Conductor size	硅橡胶(仅适用于RHH)/EP绝缘，氯丁橡胶，NBR/PVC,CPE,CP /纤维材料护套电缆，以及XL/EPCV类绝缘，不带护套电缆 Silicone rubber(applicable only forRHH)/EP insulation,chloroprene oak Rubber,NBR/PVCCPE,/CP /fiber material sheath electric Cable,and XL/EPCV class unique Rim,without a sheath cable		CPICPE绝缘不带护套电缆，以及SBR/IIR/NR类绝缘，氯丁橡胶，NBR/PVC CPE,/CP I纤维材料护套电缆CP/CPE insulation without protection Casing of the cable,and the SBR /The IIR / NR class insulation,chlorine Burene.NBR/PVC,CPE,/CP/ fiber material Coverage cable		复合绝缘电缆，内层为EP,外层为CP,CPE,EPCV,/XL Composite insulated cable,with EP inner layer,CP,CPE,EPCV,IXL outer layer											
					内层inlayer -EP						外层outer sphere -CP,CPE,EPCV,IXL								
	最小厚度minimum thickness				最小厚度minimum thickness				最小厚度minimum thickness				最小厚度minimum thickness						
	mils mm		mils mm		mils mm				mils mm				mils mm						
	任意点的平均值 The average value of an arbitrary point		任意点的平均值 The average value of an arbitrary point		任意点的平均值 The average value of an arbitrary point		任意点的平均值 The average value of an arbitrary point		任意点的平均值 The average value of an arbitrary point		任意点的平均值 The average value of an arbitrary point		任意点的平均值 The average value of an arbitrary point					
									A	B	A	B		A	B		A	B	
AWG																			
14-10	60	54	1.52	1.37	80	72	2.03	1.83	45	40	42	1.14	1.02	1.07	1514	2	0.38	0.36	0.30
9	70	63	1.78	1.60	80	72	2.03	1.83	55	50	51	1.40	1.27	1.03	1514	2	0.38	0.36	0.30
87	70	63	1.78	1.60	80	72	2.03	1.83	55	50	52	1.40	1.27	1.32	3027	24	0.76	0.69	0.61
6-2	70	63	1.78	1.60	95	86	2.41	2.18	55	50	52	1.40	1.27	1.32	3027	24	0.76	0.69	0.61
1-4/0	90	81	2.29	2.06	110	99	2.79	2.51	65	58	63	1.65	1.47	1.60	45	40	36	1.14	1.02	0.91
kcmil																			
213-500	105	94	2.67	2.39	125	112	3.18	2.84	75	68	74	1.90	1.73	1.88	65	58	52	1.65	1.47	1.32
501-1000	120	108	3.05	2.74	140	126	3.56	3.20	90	81	88	2.29	2.06	2.24	65	58	52	1.65	1.47	1.32
1001-2000	140	126	3.56	3.20	140	26	3.56												

内层的绝缘厚度应该不小于内层下面规定的A/B列的数据，外层的绝缘厚度应该不小于外层下面规定的A/B列的数据，内层下B列的厚度加外层下B列的厚度等同于90%内外层总和的平均厚度
The insulation thickness of the inner layer shall not be less than the data specified in column A/B below the inner layer,the insulation thickness of the outer layer shall not be less than the data specified in column A/B below the outer layer,and the thickness of column B below the inner layer and the thickness of column B below the outer layer are equal to the average thickness of 90%of the total of the inner and outer layers

日日红电缆
RIRIHONG CABLE

单芯导体电缆的护套厚度 Cover thickness of the single-core conductor cable

导体尺寸 Conductor size	600-V电线电缆Wire and cable				2000-V电线电缆Wire and cable			
	mils		mm		mils		mm	
	最小平均厚度 Minimum average thickness thickness	任意点的最小厚度 Minimum thickness at any point	最小平均厚度 Minimum average thickness thickness	任意点的最小厚度 Minimum thickness at any point	最小平均厚度 Minimum average thickness	任意点的最小厚度 Minimum thickness at any point	最小平均厚度 Minimum average thickness thickness	任意点的最小厚度 Minimum thickness at any point
AWG								
14-12	15	12	0.38	0.30	15	12	0.38	0.30
1,110	15	12	0.38	0.30	30	24	0.76	0.61
9-3	30	24	0.76	0.61	30	24	0.76	0.61
2	30	24	0.76	0.61	45	36	1.14	0.91
1-3/0	45	36	1.14	0.91	45	36	1.14	0.91
4/00	45	36	1.14	0.91	65	52	1.65	1.32
kcmil								
213-1000	65	52	1.65	1.32	65	52	1.65	1.32
1001-2000	95	76	2.41	1.93	95	76	2.41	1.93

THHN,THWN电缆的绝缘和护套厚度 Insulation and sheath thickness of the cable

导体尺寸 Conductor size	最小厚度minimum thickness					
	PVC绝缘insulation				尼龙护套Nylon sheath	
	任意点的平均值The average value of an arbitrary point					
	mils	mm	mils	mm	mils	mm
AWG						
14-12	15	0.38	13	0.33	4	0.10
1,110	20	0.51	18	0.46	4	0.10
9-5	30	0.76	27	0.69	5	0.13
4-2	40	1.02	36	0.91	6	0.15
1-4/0	50	1.27	45	1.14	7	0.18
kcmil						
213-500	60	1.52	54	1.37	8	0.20
501-1000	70	1.78	63	1.60	9	0.23

产品质量保证承诺与售后服务承诺
AFTER-SALES SERVICE

我们为您提供高品质的产品和专业的服务
WE OFFER YOU HIGH-QUALITY PRODUCTS AND PROFESSIONAL SERVICES